

# Specialist General-purpose Machinery Industry (B2B Procurement)

## World Purchasing & Procurement Database Report & Database



Data Group Data <sup>Africa</sup> Group Data <sup>Asia</sup> Group Data <sup>Europe</sup> Group Data <sup>USA</sup> Group

**PureData**

established in 1974, and a



brand since 1981.

[www.datagroup.org](http://www.datagroup.org)



Database Ref: BP0185\_L  
This database is updated monthly.

# Specialist General-purpose Machinery Industry (B2B Procurement) World Purchasing & Procurement Database Report & Database



## SPECIALIST GENERAL-PURPOSE MACHINERY INDUSTRY (B2B PROCUREMENT) REPORT

The Specialist general-purpose machinery industry Report & Database has the following information. The base report has 59 chapters, plus the Excel spreadsheets & Access databases specified.

This research provides World Purchasing & Procurement Database on Specialist general-purpose machinery manufacturing. The report is available in several Editions and Parts and the contents and cost of each part is shown below. The Client can choose the Edition required; and subsequently any Parts that are required from the After-Sales Service.

### Contents

Description.....	6
SPECIALIST GENERAL-PURPOSE MACHINERY INDUSTRY (B2B PROCUREMENT) WORLD B2B PURCHASING REPORT + DATABASE.....	6
Coverage .....	9
SPECIALIST GENERAL-PURPOSE MACHINERY INDUSTRY (B2B PROCUREMENT) WORLD B2B PURCHASING REPORT + DATABASE.....	9
B2B PURCHASING of PRODUCTS / SERVICES / EXPENSES COVERED: .....	9
59 PROCUREMENT RESEARCH CHAPTER.....	22
PURCHASING RESEARCH .....	24
REPORT EDITIONS.....	26
World Report & Database.....	26
Regional Report & Database.....	26
Country Report & Database .....	26

## Specialist General-purpose Machinery Industry (B2B Procurement)

Town & Country Report & Database .....	26
Markets & Products.....	27
Products & Markets covered:.....	28
Geographic Coverage .....	38
Financial data .....	39
Balance Sheet Data.....	39
Financial Margins & Ratios Data.....	39
General Contents .....	40
Market Research Contents.....	41
Databases & Structures .....	41
NAICS / SIC coded reports and databases.....	43
Spreadsheets.....	44
Chapters .....	44
Countries .....	47
Methodology.....	50
Deliverables.....	50
Toolkits .....	51
Proprietary Software package compatibility .....	53
Resource Web .....	53
Data Product levels.....	54
Real Time Support.....	54
Research & Survey Methodology Analysis .....	55
Costs .....	56
Delivery .....	56
Payment .....	56
Appendix 1 : Regional Report country coverage .....	57
Appendix 2 : About the After-Sales Service.....	58
Database specificity .....	58
Costs.....	58
Delivery.....	58
Telephone Support .....	58
Online Support.....	58
Quotations .....	58
How to order After-Sales Services .....	59
Modular research.....	59
1. Market Research .....	60
Markets & Products.....	60
Part 1.1 .....	60

Part 1.2 .....	60
Part 1.3 .....	60
Part 1.4 .....	60
2. Distribution Channels & End Users Data.....	60
Distribution Channels & End Users.....	60
Distribution Channels.....	60
End Users .....	60
3. Survey Data.....	61
Supplementary Survey Data for the selected Products & Markets .....	61
Products.....	61
Operations .....	61
Buyer & Decision Maker Profiles .....	61
Trading Area .....	61
Competitors .....	61
Industry & Supplier Performance .....	61
Distribution Channels.....	61
Decision Makers .....	61
End Users .....	61
Corporate Data.....	62
Procurement & Input Data .....	63
Sales Data .....	63
Trade Buyers & End User Data .....	63
Survey Data .....	64
4. Corporate Data.....	65
Data Objectives for each Target Company .....	65
List of Target Companies.....	65
Base data objectives for the Target Company .....	66
Specific Additional corporate data required on Target Companies .....	67
Financial Data for the Target Company .....	68
Management Accounts .....	68
Specific Additional Financial data required on Target Companies.....	68
Balance Sheet and Management Ratios.....	69
5. Additional Data .....	71
Database Products supported by the After-Sales Service.....	72
Database Compatibility .....	72
Database Flowchart + Configuration.....	73
About DataGroup .....	74
DataGroup Clients.....	74



## Description

Specialist General-purpose Machinery Industry (B2B Procurement)

# **SPECIALIST GENERAL-PURPOSE MACHINERY INDUSTRY (B2B PROCUREMENT) WORLD B2B PURCHASING REPORT + DATABASE**

The Specialist General-purpose Machinery Industry (B2B Procurement) World B2B Purchasing Report & Database gives data on the Business-to-Business Purchases of 419 Raw Materials, Semi-Finished & Finished Products, plus all other business-to-business Purchases and Expenses by the 23,429 entities in the Specialist general-purpose machinery industry sector. The data analyses each of 200 countries.

The Specialist General-purpose Machinery Industry (B2B Procurement) World Report & Database gives Purchasing & Procurement by Products & Services by 6 to 10-Digit NAICS Product Codes by 3 Time series: From 2007, Forecast to 2028 & 2045 for over 200 countries.

Countries covered: Albania, Algeria, Angola, Argentina, Armenia, Aruba, Australia, Austria, Azerbaijan, Bahamas, Bahrain, Bangladesh, Barbados, Belarus, Belgium, Belize, Bolivia, Bosnia and Herzegovina, Botswana, Brazil, Bulgaria, Cambodia, Cameroon, Canada, Chile, China, Colombia, Costa Rica, Cote d'Ivoire, Croatia, Cuba, Cyprus, Czech Republic, Denmark, Dominica, Dominican Republic, Ecuador, Egypt, Eire, El Salvador, Eritrea, Estonia, Ethiopia, Finland, France, French Guiana, Gabon, Gambia, Georgia, Germany, Ghana, Greece, Guadeloupe, Guatemala, Guinea, Guinea-Bissau, Guyana, Haiti, Honduras, Hungary, Iceland, India, Indonesia, Iran, Iraq, Israel, Italy, Jamaica, Japan, Jordan, Kazakhstan, Kenya, Kuwait, Kyrgyzstan, Laos, Latvia, Lebanon, Lesotho, Liberia, Libya, Lithuania, Luxembourg, Macedonia, Madagascar, Malawi, Malaysia, Malta, Martinique, Mexico, Moldova, Montenegro, Morocco, Mozambique, Namibia, Netherlands, Netherlands Antilles, New Zealand, Nicaragua, Nigeria, Norway, Oman, Pakistan, Panama, Papua New Guinea, Paraguay, Peru, Philippines, Poland, Portugal, Puerto Rico, Qatar, Reunion, Romania, Russia, Saudi Arabia, Senegal, Sierra Leone, Singapore, Slovakia, Slovenia, South Africa, South Korea, Spain, Sri Lanka, Sudan (2 states), Suriname, Swaziland, Sweden, Switzerland, Syria, Taiwan, Tajikistan, Tanzania, Thailand, Trinidad and Tobago, Tunisia, Turkey, Turkmenistan, Uganda, Ukraine, United Arab Emirates, United Kingdom, United States, Uruguay, Uzbekistan, Venezuela, Vietnam, Zambia, Zimbabwe.

59 PURCHASING RESEARCH CHAPTERS

PURCHASING SPREADSHEET CHAPTERS: B2B Purchasing & Procurement - in US\$ by Country by Product/Service by Year. Market, Financial, Competitive, Market Segmentation, Industry, Critical Parameters, Marketing Costs, Markets, Decision Makers, Performance, Product Launch.

WORLD & COUNTRY B2B PURCHASING DATA  
B2B PURCHASING DATABASES & SPREADSHEETS  
FINANCIAL DATABASES & SPREADSHEETS  
INDUSTRY DATABASES & SPREADSHEETS

Data includes Purchasing Data by individual Product / Service, Consumption, Marketing Costs & Margins, Product Launch Data, Buyers, End Users & Customer Profile, Consumer Demographics. Historic Balance Sheets, Forecast Financial Data, Industry Profile, National Data.

The report and database is supplied as a Zip file containing the reports and databases.

419 Materials / Products / Services / Expenses covered.

The World Report + Database will contain about 21,000 files, including:

1. World Summary Report (PDF) of about 1874 pages
2. World Summary Report (Word Format) of about 1874 pages
3. Executive Summary (.htm) about 900 pages
4. Executive Briefing (.htm) about 90 pages
5. Data Pages about 2061 pages
6. Chapters and General (.htm) Pages: about 9,000 pages
7. Reference documents (PDF): 140
8. Templates which can be used to produce internal reports or documents (Word): 160
9. Excel spreadsheet: about 9917
10. 4 Access databases: about 9725 tables
11. Excel templates, Software tools & utilities, and reference documents: 200 documents
12. Maps & Diagrams: 590

Note:

All HTM (.htm) files can be opened in Word and are designed to be paginated and indexed; and can then be output as a Word document, a PDF document, a PowerPoint file, printed hardcopy, et cetera.

All Excel spreadsheets can be opened and processed with Excel; and can be used to produce other Microsoft office document formats, PDF files, printed hardcopy, et

cetera.

All Access database tables can be used and processed programmatically. The database are not locked or protected in any way.

Merge text, tables & databases for your own reports, spreadsheet calculations & modelling.

The Excel spreadsheets and Access tables are designed to be an analogue of the U.S. Government databases, specifically the U.S. Census of Manufactures and the U.S. Business Census. As such these reports are presented as Excel spreadsheets and Access tables which are compatible in structure and field names to U.S. Government databases.

There are a large number of Excel spreadsheets and Access tables in each report which are compatible with governmental and NGO databases as well as proprietary database handling software.

The Report + Database are dynamically generated, date stamped and output for each client order; and the client name is shown on the reports & databases.

Clients usually receive their orders via a download link in about 2-3 hours after the publishers receive the order.

Updated monthly. 12 month After-Sales Service.

A 65 page Methodology Manual is available on request.

Toolkits are available on request: 5 DVDs containing over 20GB of Reference documents, Database Utilities, Enterprise Planning, Integrated Development Environment tools, Statistical tools, Software packages, Server add-ons, et al.

This database covers NAICS/SIC code: 3339.

---



## Coverage

### **SPECIALIST GENERAL-PURPOSE MACHINERY INDUSTRY (B2B PROCUREMENT) WORLD B2B PURCHASING REPORT + DATABASE**

The Specialist General-purpose Machinery Industry (B2B Procurement) in each country, by each Business-to-Business Purchase of Raw Materials, Semi-Finished & Finished Products, plus all other business-to-business Purchases and Expenses by the 23,429 entities in the Specialist general-purpose machinery industry sector.

This database covers NAICS/SIC code: 3339. Products/Services classified by 5-Digit US Commerce Department Code and then defined by each 6 to 10-Digit Product Codes.

The Specialist General-purpose Machinery Industry (B2B Procurement) World Report + Database covers:

TIME SERIES : Historic from 2007, Forecast to 2028 & 2045. Purchasing & Procurement given at industry / distribution channel / service or product line level.

#### **B2B PURCHASING of PRODUCTS / SERVICES / EXPENSES COVERED:**

#### **SPECIALIST GENERAL-PURPOSE MACHINERY INDUSTRY (B2B PROCUREMENT)**

1. Specialist general-purpose machinery industry
2. Fluid power products (hydraulic & pneumatic) (00190086) (for NAICS 333993)
3. Fluid power products (hydraulic & pneumatic) (00190087) (for NAICS 333911)
4. Fluid power products (hydraulic & pneumatic) (00190087) (for NAICS 333912)
5. Fluid power products (hydraulic & pneumatic) (00190087) (for NAICS 333913)
6. Fluid power products (hydraulic & pneumatic) (00190089) (for NAICS 333999)
7. Fluid power products (00190090) (for NAICS 333994)
8. Devices & Components for finished product (00190096) (for NAICS 333993)
9. Packaging paper & plastics film, coated & laminated (001900A1) (for NAICS 333991)
10. Electrical transmission, distribution & control equipment (001900B1) (for NAICS 333911)
11. Electrical transmission, distribution & control equipment (001900B1) (for NAICS 333912)
12. Electrical transmission, distribution & control equipment (001900B1) (for

NAICS 333913)

13. Electrical transmission, distribution & control equipment (001900B1) (for NAICS 333921)

14. Electrical transmission, distribution & control equipment (001900B1) (for NAICS 333922)

15. Electrical transmission, distribution & control equipment (001900B1) (for NAICS 333923)

16. Electrical transmission, distribution & control equipment (001900B1) (for NAICS 333924)

17. Electrical transmission, distribution & control equipment (001900B1) (for NAICS 333992)

18. Electrical transmission, distribution & control equipment (001900B1) (for NAICS 333994)

19. Electrical transmission, distribution & control equipment (001900B1) (for NAICS 333997)

20. Electrical transmission, distribution & control equipment (001900B1) (for NAICS 333999)

21. Resistors, capacitors, transformers, transducers & electronic-type components (001900B6) (for NAICS 333997)

22. Materials & components, parts, containers & supplies (00970099) (for NAICS 333911)

23. Materials & components, parts, containers & supplies (00970099) (for NAICS 333912)

24. Materials & components, parts, containers & supplies (00970099) (for NAICS 333913)

25. Materials & components, parts, containers & supplies (00970099) (for NAICS 333921)

26. Materials & components, parts, containers & supplies (00970099) (for NAICS 333922)

27. Materials & components, parts, containers & supplies (00970099) (for NAICS 333923)

28. Materials & components, parts, containers & supplies (00970099) (for NAICS 333924)

29. Materials & components, parts, containers & supplies (00970099) (for NAICS 333991)

30. Materials & components, parts, containers & supplies (00970099) (for NAICS 333992)

31. Materials & components, parts, containers & supplies (00970099) (for NAICS 333993)

32. Materials & components, parts, containers & supplies (00970099) (for NAICS 333994)

33. Materials & components, parts, containers & supplies (00970099) (for NAICS 333995)

34. Materials & components, parts, containers & supplies (00970099) (for NAICS 333996)

35. Materials & components, parts, containers & supplies (00970099) (for NAICS 333997)

36. Materials & components, parts, containers & supplies (00970099) (for NAICS 333999)

37. Materials, ingredients, containers & supplies, n.s.k. (00971000) (for NAICS

333911)

38. Materials, ingredients, containers & supplies, n.s.k. (00971000) (for NAICS 333912)

39. Materials, ingredients, containers & supplies, n.s.k. (00971000) (for NAICS 333913)

40. Materials, ingredients, containers & supplies, n.s.k. (00971000) (for NAICS 333921)

41. Materials, ingredients, containers & supplies, n.s.k. (00971000) (for NAICS 333922)

42. Materials, ingredients, containers & supplies, n.s.k. (00971000) (for NAICS 333923)

43. Materials, ingredients, containers & supplies, n.s.k. (00971000) (for NAICS 333924)

44. Materials, ingredients, containers & supplies, n.s.k. (00971000) (for NAICS 333991)

45. Materials, ingredients, containers & supplies, n.s.k. (00971000) (for NAICS 333992)

46. Materials, ingredients, containers & supplies, n.s.k. (00971000) (for NAICS 333993)

47. Materials, ingredients, containers & supplies, n.s.k. (00971000) (for NAICS 333994)

48. Materials, ingredients, containers & supplies, n.s.k. (00971000) (for NAICS 333995)

49. Materials, ingredients, containers & supplies, n.s.k. (00971000) (for NAICS 333996)

50. Materials, ingredients, containers & supplies, n.s.k. (00971000) (for NAICS 333997)

51. Materials, ingredients, containers & supplies, n.s.k. (00971000) (for NAICS 333999)

52. Filter paper (32212031) (for NAICS 333999)

53. Paperboard containers, boxes & corrugated paperboard (32221001) (for NAICS 333911)

54. Paperboard containers, boxes & corrugated paperboard (32221001) (for NAICS 333912)

55. Paperboard containers, boxes & corrugated paperboard (32221001) (for NAICS 333913)

56. Paperboard containers, boxes & corrugated paperboard (32221001) (for NAICS 333991)

57. Paperboard containers, boxes & corrugated paperboard (32221001) (for NAICS 333992)

58. Paperboard containers, boxes & corrugated paperboard (32221001) (for NAICS 333997)

59. Lubricating & cutting oils (32410005) (for NAICS 333995)

60. Lubricating & cutting oils (32410005) (for NAICS 333996)

61. Paints, varnishes, lacquers, stains, shellacs, japans, enamels & allied products (32551003) (for NAICS 333911)

62. Paints, varnishes, lacquers, stains, shellacs, japans, enamels & allied products (32551003) (for NAICS 333912)

63. Paints, varnishes, lacquers, stains, shellacs, japans, enamels & allied products (32551003) (for NAICS 333913)

64. Paints, varnishes, lacquers, stains, shellacs, japans, enamels & allied products (32551003) (for NAICS 333923)
65. Paints, varnishes, lacquers, stains, shellacs, japans, enamels & allied products (32551003) (for NAICS 333995)
66. Paints, varnishes, lacquers, stains, shellacs, japans, enamels & allied products (32551003) (for NAICS 333996)
67. Fabricated rubber products, not gaskets (32600011) (for NAICS 333911)
68. Fabricated rubber products, not gaskets (32600011) (for NAICS 333912)
69. Fabricated rubber products, not gaskets (32600011) (for NAICS 333913)
70. Fabricated plastics products (not gaskets, hoses & belting) (32610007) (for NAICS 333923)
71. Fabricated plastics products (not gaskets) (32610011) (for NAICS 333911)
72. Fabricated plastics products (not gaskets) (32610011) (for NAICS 333912)
73. Fabricated plastics products (not gaskets) (32610011) (for NAICS 333913)
74. Fabricated plastics products (not gaskets) (32610011) (for NAICS 333991)
75. Fabricated plastics products (not gaskets) (32610011) (for NAICS 333997)
76. Tires & inner tubes (32621001) (for NAICS 333923)
77. Pneumatic tires & inner tubes (32621003) (for NAICS 333921)
78. Pneumatic tires & inner tubes (32621003) (for NAICS 333922)
79. Pneumatic tires & inner tubes (32621003) (for NAICS 333924)
80. Rubber & plastics hose & belting (32622001) (for NAICS 333921)
81. Rubber & plastics hose & belting (32622001) (for NAICS 333922)
82. Rubber & plastics hose & belting (32622001) (for NAICS 333923)
83. Rubber & plastics hose & belting (32622001) (for NAICS 333924)
84. Aluminum & alloy shapes & forms (not castings, forgings & fabricated metals) (33100039) (for NAICS 333911)
85. Aluminum & alloy shapes & forms (not castings, forgings & fabricated metals) (33100039) (for NAICS 333912)
86. Aluminum & alloy shapes & forms (not castings, forgings & fabricated metals) (33100039) (for NAICS 333913)
87. Aluminum & alloy shapes & forms (not castings, forgings & fabricated metals) (33100039) (for NAICS 333921)
88. Aluminum & alloy shapes & forms (not castings, forgings & fabricated metals) (33100039) (for NAICS 333922)
89. Aluminum & alloy shapes & forms (not castings, forgings & fabricated metals) (33100039) (for NAICS 333924)
90. Aluminum & alloy shapes & forms (not castings, forgings & fabricated metals) (33100039) (for NAICS 333992)
91. Aluminum & alloy shapes & forms (not castings, forgings & fabricated metals) (33100039) (for NAICS 333994)
92. Aluminum & alloy shapes & forms (not castings, forgings & fabricated metals) (33100039) (for NAICS 333999)
93. Aluminum & alloy shapes & forms (not castings, forgings & fabricated metals) (33100047) (for NAICS 333995)
94. Aluminum & alloy shapes & forms (not castings, forgings & fabricated metals) (33100047) (for NAICS 333996)
95. Nonferrous shapes & forms (not castings, forgings & fabricated metals) (33100077) (for NAICS 333911)
96. Nonferrous shapes & forms (not castings, forgings & fabricated metals) (33100077) (for NAICS 333912)

97. Nonferrous shapes & forms (not castings, forgings & fabricated metals) (33100077) (for NAICS 333913)
98. Nonferrous shapes & forms (not castings, forgings & fabricated metals) (33100077) (for NAICS 333993)
99. Nonferrous shapes & forms (not castings, forgings & fabricated metals) (33100077) (for NAICS 333994)
100. Nonferrous shapes & forms (not castings, forgings & fabricated metals) (33100077) (for NAICS 333995)
101. Nonferrous shapes & forms (not castings, forgings & fabricated metals) (33100077) (for NAICS 333996)
102. Nonferrous shapes & forms (not castings, forgings & fabricated metals) (33100077) (for NAICS 333999)
103. Nonferrous shapes & forms (not castings, forgings & fabricated metals) (33100083) (for NAICS 333921)
104. Nonferrous shapes & forms (not castings, forgings & fabricated metals) (33100083) (for NAICS 333922)
105. Nonferrous shapes & forms (not castings, forgings & fabricated metals) (33100083) (for NAICS 333924)
106. Nonferrous shapes & forms (not castings, forgings & fabricated metals) (33100083) (for NAICS 333992)
107. Magnet wire (33100097) (for NAICS 333991)
108. Insulated copper wire & cable, not magnet wire (331000A3) (for NAICS 333991)
109. Insulated copper wire & cable, not magnet wire (331000A3) (for NAICS 333992)
110. Metal powders (331000AA) (for NAICS 333995)
111. Metal powders (331000AA) (for NAICS 333996)
112. Nonferrous shapes & forms (not castings, forgings & fabricated metals) (331000AJ) (for NAICS 333923)
113. Nonferrous shapes & forms (not castings, forgings & fabricated metals) (331000AJ) (for NAICS 333991)
114. Nonferrous shapes & forms (not castings, forgings & fabricated metals) (331000AJ) (for NAICS 333997)
115. Steel bars, bar shapes & plates (not castings, forgings & fabricated metals) (33120007) (for NAICS 333911)
116. Steel bars, bar shapes & plates (not castings, forgings & fabricated metals) (33120007) (for NAICS 333912)
117. Steel bars, bar shapes & plates (not castings, forgings & fabricated metals) (33120007) (for NAICS 333913)
118. Steel bars, bar shapes & plates (not castings, forgings & fabricated metals) (33120007) (for NAICS 333921)
119. Steel bars, bar shapes & plates (not castings, forgings & fabricated metals) (33120007) (for NAICS 333922)
120. Steel bars, bar shapes & plates (not castings, forgings & fabricated metals) (33120007) (for NAICS 333923)
121. Steel bars, bar shapes & plates (not castings, forgings & fabricated metals) (33120007) (for NAICS 333924)
122. Steel bars, bar shapes & plates (not castings, forgings & fabricated metals) (33120007) (for NAICS 333991)
123. Steel bars, bar shapes & plates (not castings, forgings & fabricated metals)

- (33120007) (for NAICS 333992)  
124. Steel bars, bar shapes & plates (not castings, forgings & fabricated metals)  
(33120007) (for NAICS 333994)  
125. Steel bars, bar shapes & plates (not castings, forgings & fabricated metals)  
(33120007) (for NAICS 333995)  
126. Steel bars, bar shapes & plates (not castings, forgings & fabricated metals)  
(33120007) (for NAICS 333996)  
127. Steel bars, bar shapes & plates (not castings, forgings & fabricated metals)  
(33120007) (for NAICS 333997)  
128. Steel bars, bar shapes & plates (not castings, forgings & fabricated metals)  
(33120007) (for NAICS 333999)  
129. Steel shapes & forms (not castings, forgings & fabricated metals)  
(33120015) (for NAICS 333992)  
130. Steel sheet & strip, tin plate (33120017) (for NAICS 333911)  
131. Steel sheet & strip, tin plate (33120017) (for NAICS 333912)  
132. Steel sheet & strip, tin plate (33120017) (for NAICS 333913)  
133. Steel sheet & strip, tin plate (33120017) (for NAICS 333921)  
134. Steel sheet & strip, tin plate (33120017) (for NAICS 333922)  
135. Steel sheet & strip, tin plate (33120017) (for NAICS 333923)  
136. Steel sheet & strip, tin plate (33120017) (for NAICS 333924)  
137. Steel sheet & strip, tin plate (33120017) (for NAICS 333992)  
138. Steel sheet & strip, tin plate (33120017) (for NAICS 333994)  
139. Steel sheet & strip, tin plate (33120017) (for NAICS 333995)  
140. Steel sheet & strip, tin plate (33120017) (for NAICS 333996)  
141. Steel sheet & strip, tin plate (33120017) (for NAICS 333999)  
142. Steel structural shapes & sheet piling (not castings, forgings & fabr metals)  
(33120019) (for NAICS 333921)  
143. Steel structural shapes & sheet piling (not castings, forgings & fabr metals)  
(33120019) (for NAICS 333922)  
144. Steel structural shapes & sheet piling (not castings, forgings & fabr metals)  
(33120019) (for NAICS 333923)  
145. Steel structural shapes & sheet piling (not castings, forgings & fabr metals)  
(33120019) (for NAICS 333924)  
146. Steel structural shapes & sheet piling (not castings, forgings & fabr metals)  
(33120019) (for NAICS 333997)  
147. Steel shapes & forms (not castings, forgings & fabricated metals)  
(33120023) (for NAICS 333993)  
148. Steel wire & wire products (33120025) (for NAICS 333992)  
149. Stainless steel shapes & forms (not castings, forgings & fabricated metals)  
(33120031) (for NAICS 333993)  
150. Steel shapes & forms (not castings, forgings & fabricated metals)  
(33120033) (for NAICS 333911)  
151. Steel shapes & forms (not castings, forgings & fabricated metals)  
(33120033) (for NAICS 333912)  
152. Steel shapes & forms (not castings, forgings & fabricated metals)  
(33120033) (for NAICS 333913)  
153. Steel shapes & forms (not castings, forgings & fabricated metals)  
(33120033) (for NAICS 333994)  
154. Steel shapes & forms (not castings, forgings & fabricated metals)  
(33120033) (for NAICS 333999)

155. Steel shapes & forms (not castings, forgings & fabricated metals) (33120061) (for NAICS 333995)
156. Steel shapes & forms (not castings, forgings & fabricated metals) (33120061) (for NAICS 333996)
157. Steel shapes & forms (not castings, forgings & fabricated metals) (33120085) (for NAICS 333991)
158. Steel shapes & forms (not castings, forgings & fabricated metals) (33120089) (for NAICS 333997)
159. Steel shapes & forms (not castings, forgings & fabricated metals) (33120091) (for NAICS 333921)
160. Steel shapes & forms (not castings, forgings & fabricated metals) (33120091) (for NAICS 333922)
161. Steel shapes & forms (not castings, forgings & fabricated metals) (33120091) (for NAICS 333923)
162. Steel shapes & forms (not castings, forgings & fabricated metals) (33120091) (for NAICS 333924)
163. Steel tubing (33121000) (for NAICS 333995)
164. Steel tubing (33121000) (for NAICS 333996)
165. Aluminum & alloy extruded shapes, extruded rod, bar, pipe, tube, etc. (33131600) (for NAICS 333995)
166. Aluminum & alloy extruded shapes, extruded rod, bar, pipe, tube, etc. (33131600) (for NAICS 333996)
167. Copper & copper-base alloy shapes & forms (not castings, forgings & fabricated metals) (33142111) (for NAICS 333921)
168. Copper & copper-base alloy shapes & forms (not castings, forgings & fabricated metals) (33142111) (for NAICS 333922)
169. Copper & copper-base alloy shapes & forms (not castings, forgings & fabricated metals) (33142111) (for NAICS 333924)
170. Copper & copper-base alloy shapes & forms (not castings, forgings & fabricated metals) (33142111) (for NAICS 333992)
171. Iron & steel castings (rough & semifinished) (33151001) (for NAICS 333911)
172. Iron & steel castings (rough & semifinished) (33151001) (for NAICS 333912)
173. Iron & steel castings (rough & semifinished) (33151001) (for NAICS 333913)
174. Iron & steel castings (rough & semifinished) (33151001) (for NAICS 333921)
175. Iron & steel castings (rough & semifinished) (33151001) (for NAICS 333922)
176. Iron & steel castings (rough & semifinished) (33151001) (for NAICS 333923)
177. Iron & steel castings (rough & semifinished) (33151001) (for NAICS 333924)
178. Iron & steel castings (rough & semifinished) (33151001) (for NAICS 333991)
179. Iron & steel castings (rough & semifinished) (33151001) (for NAICS 333992)
180. Iron & steel castings (rough & semifinished) (33151001) (for NAICS 333993)
181. Iron & steel castings (rough & semifinished) (33151001) (for NAICS 333994)
182. Iron & steel castings (rough & semifinished) (33151001) (for NAICS 333995)
183. Iron & steel castings (rough & semifinished) (33151001) (for NAICS 333996)
184. Iron & steel castings (rough & semifinished) (33151001) (for NAICS 333997)
185. Iron & steel castings (rough & semifinished) (33151001) (for NAICS 333999)
186. Nonferrous castings (rough & semifinished) (33152003) (for NAICS 333911)
187. Nonferrous castings (rough & semifinished) (33152003) (for NAICS 333912)
188. Nonferrous castings (rough & semifinished) (33152003) (for NAICS 333913)
189. Nonferrous castings (rough & semifinished) (33152003) (for NAICS 333991)
190. Nonferrous castings (rough & semifinished) (33152003) (for NAICS 333995)

191. Nonferrous castings (rough & semifinished) (33152003) (for NAICS 333996)
192. Aluminum & aluminum-base alloy castings (rough & semifinished) (33152005) (for NAICS 333911)
193. Aluminum & aluminum-base alloy castings (rough & semifinished) (33152005) (for NAICS 333912)
194. Aluminum & aluminum-base alloy castings (rough & semifinished) (33152005) (for NAICS 333913)
195. Aluminum & aluminum-base alloy castings (rough & semifinished) (33152005) (for NAICS 333991)
196. Aluminum & aluminum-base alloy castings (rough & semifinished) (33152005) (for NAICS 333995)
197. Aluminum & aluminum-base alloy castings (rough & semifinished) (33152005) (for NAICS 333996)
198. Nonferrous (aluminum, copper, etc.) castings (rough & semifinished) (33152011) (for NAICS 333921)
199. Nonferrous (aluminum, copper, etc.) castings (rough & semifinished) (33152011) (for NAICS 333922)
200. Nonferrous (aluminum, copper, etc.) castings (rough & semifinished) (33152011) (for NAICS 333923)
201. Nonferrous (aluminum, copper, etc.) castings (rough & semifinished) (33152011) (for NAICS 333924)
202. Nonferrous (aluminum, copper, etc.) castings (rough & semifinished) (33152011) (for NAICS 333993)
203. Nonferrous (aluminum, copper, etc.) castings (rough & semifinished) (33152011) (for NAICS 333994)
204. Nonferrous (aluminum, copper, etc.) castings (rough & semifinished) (33152011) (for NAICS 333997)
205. Nonferrous (aluminum, copper, etc.) castings (rough & semifinished) (33152011) (for NAICS 333999)
206. Nonferrous castings (rough & semifinished) (33152013) (for NAICS 333992)
207. Copper & copper-base alloy castings (rough & semifinished) (33152500) (for NAICS 333992)
208. Fabricated metal products, forgings (33200005) (for NAICS 333993)
209. Fabricated metal products, forgings (33200005) (for NAICS 333994)
210. Fabricated metal products (not fluid power products & forgings) (33200051) (for NAICS 333911)
211. Fabricated metal products (not fluid power products & forgings) (33200051) (for NAICS 333912)
212. Fabricated metal products (not fluid power products & forgings) (33200051) (for NAICS 333913)
213. Fabricated metal products (not fluid power products & forgings) (33200051) (for NAICS 333999)
214. Fabricated metal products, not forgings (33200057) (for NAICS 333921)
215. Fabricated metal products, not forgings (33200057) (for NAICS 333922)
216. Fabricated metal products, not forgings (33200057) (for NAICS 333924)
217. Fabricated metal products (not fluid power products & forgings) (33200063) (for NAICS 333991)
218. Fabricated metal products (not forgings) (33200065) (for NAICS 333923)
219. Fabricated metal products (not forgings) (33200075) (for NAICS 333995)
220. Fabricated metal products (not forgings) (33200075) (for NAICS 333996)



221. Fabricated metal products (not forgings) (33200087) (for NAICS 333997)
222. Fabricated metal products (not forgings) (33200095) (for NAICS 333992)
223. Fabricated structural metal products (not forgings) (33200099) (for NAICS 333911)
224. Fabricated structural metal products (not forgings) (33200099) (for NAICS 333912)
225. Fabricated structural metal products (not forgings) (33200099) (for NAICS 333913)
226. Fabricated structural metal products (not forgings) (33200099) (for NAICS 333923)
227. Metal tanks, heat exchangers, steam condensers & boilers, fabricated steel plate & weldments (332000A1) (for NAICS 333999)
228. Sheet metal products, not stampings (332000A9) (for NAICS 333997)
229. Metal stampings (332000AC) (for NAICS 333923)
230. Forgings (33210001) (for NAICS 333923)
231. Forgings (33210001) (for NAICS 333991)
232. Forgings (33210001) (for NAICS 333992)
233. Forgings (33210001) (for NAICS 333995)
234. Forgings (33210001) (for NAICS 333996)
235. Forgings (33210001) (for NAICS 333997)
236. Forgings (33210001) (for NAICS 333999)
237. Iron & steel forgings (33211101) (for NAICS 333911)
238. Iron & steel forgings (33211101) (for NAICS 333912)
239. Iron & steel forgings (33211101) (for NAICS 333913)
240. Iron & steel forgings (33211101) (for NAICS 333921)
241. Iron & steel forgings (33211101) (for NAICS 333922)
242. Iron & steel forgings (33211101) (for NAICS 333924)
243. Nonferrous forgings (33211201) (for NAICS 333911)
244. Nonferrous forgings (33211201) (for NAICS 333912)
245. Nonferrous forgings (33211201) (for NAICS 333913)
246. Nonferrous forgings (33211201) (for NAICS 333921)
247. Nonferrous forgings (33211201) (for NAICS 333922)
248. Nonferrous forgings (33211201) (for NAICS 333924)
249. Metal bolts, nuts, screws, washers, rivets & screw machine products (33272203) (for NAICS 333911)
250. Metal bolts, nuts, screws, washers, rivets & screw machine products (33272203) (for NAICS 333912)
251. Metal bolts, nuts, screws, washers, rivets & screw machine products (33272203) (for NAICS 333913)
252. Metal bolts, nuts, screws, washers, rivets & screw machine products (33272203) (for NAICS 333922)
253. Metal bolts, nuts, screws, washers, rivets & screw machine products (33272203) (for NAICS 333923)
254. Metal bolts, nuts, screws, washers, rivets & screw machine products (33272203) (for NAICS 333991)
255. Metal bolts, nuts, screws, washers, rivets & screw machine products (33272203) (for NAICS 333992)
256. Metal bolts, nuts, screws, washers, rivets & screw machine products (33272203) (for NAICS 333995)
257. Metal bolts, nuts, screws, washers, rivets & screw machine products

(33272203) (for NAICS 333996)

258. Metal bolts, nuts, screws, washers, rivets & screw machine products

(33272203) (for NAICS 333997)

259. Metal bolts, nuts, screws, washers, rivets & screw machine products

(33272203) (for NAICS 333999)

260. Fabricated metal wire products, wire rope, cable, springs, etc. (33290009)

(for NAICS 333923)

261. Fluid power hose or tube fittings & assemblies (hydraulic & pneumatic)

(33291203) (for NAICS 333921)

262. Fluid power hose or tube fittings & assemblies (hydraulic & pneumatic)

(33291203) (for NAICS 333922)

263. Fluid power hose or tube fittings & assemblies (hydraulic & pneumatic)

(33291203) (for NAICS 333923)

264. Fluid power hose or tube fittings & assemblies (hydraulic & pneumatic)

(33291203) (for NAICS 333924)

265. Fluid power hose or tube fittings & assemblies (hydraulic & pneumatic)

(33291203) (for NAICS 333999)

266. Fluid power valves (hydraulic & pneumatic) (33291207) (for NAICS 333921)

267. Fluid power valves (hydraulic & pneumatic) (33291207) (for NAICS 333922)

268. Fluid power valves (hydraulic & pneumatic) (33291207) (for NAICS 333923)

269. Fluid power valves (hydraulic & pneumatic) (33291207) (for NAICS 333924)

270. Fluid power valves (hydraulic & pneumatic) (33291207) (for NAICS 333999)

271. Fluid power valves & hose & tube fittings & assemblies (33291211) (for NAICS 333911)

272. Fluid power valves & hose & tube fittings & assemblies (33291211) (for NAICS 333912)

273. Fluid power valves & hose & tube fittings & assemblies (33291211) (for NAICS 333913)

274. Metal pipe, valves & pipe fittings (not forgings) (33291901) (for NAICS 333911)

275. Metal pipe, valves & pipe fittings (not forgings) (33291901) (for NAICS 333912)

276. Metal pipe, valves & pipe fittings (not forgings) (33291901) (for NAICS 333913)

277. Metal pipe, valves & pipe fittings (not forgings) (33291901) (for NAICS 333995)

278. Metal pipe, valves & pipe fittings (not forgings) (33291901) (for NAICS 333996)

279. Metal pipe, valves & pipe fittings (not forgings) (33291901) (for NAICS 333999)

280. Ball & roller bearings (mounted or unmounted) (33299101) (for NAICS 333911)

281. Ball & roller bearings (mounted or unmounted) (33299101) (for NAICS 333912)

282. Ball & roller bearings (mounted or unmounted) (33299101) (for NAICS 333913)

283. Ball & roller bearings (mounted or unmounted) (33299101) (for NAICS 333923)

284. Ball & roller bearings (mounted or unmounted) (33299101) (for NAICS 333991)

285. Ball & roller bearings (mounted or unmounted) (33299101) (for NAICS 333993)
286. Ball & roller bearings (mounted or unmounted) (33299101) (for NAICS 333999)
287. Roller bearings (mounted or unmounted) (33299103) (for NAICS 333921)
288. Roller bearings (mounted or unmounted) (33299103) (for NAICS 333922)
289. Roller bearings (mounted or unmounted) (33299103) (for NAICS 333924)
290. Roller bearings (mounted or unmounted) (33299103) (for NAICS 333992)
291. Roller bearings (mounted or unmounted) (33299103) (for NAICS 333995)
292. Roller bearings (mounted or unmounted) (33299103) (for NAICS 333996)
293. Ball bearings (mounted or unmounted) (33299105) (for NAICS 333921)
294. Ball bearings (mounted or unmounted) (33299105) (for NAICS 333922)
295. Ball bearings (mounted or unmounted) (33299105) (for NAICS 333924)
296. Ball bearings (mounted or unmounted) (33299105) (for NAICS 333992)
297. Ball bearings (mounted or unmounted) (33299105) (for NAICS 333995)
298. Ball bearings (mounted or unmounted) (33299105) (for NAICS 333996)
299. Cutting tools for machine tools (33351503) (for NAICS 333995)
300. Cutting tools for machine tools (33351503) (for NAICS 333996)
301. Mechanical speed changers, gears & industrial high-speed drives (33361200) (for NAICS 333921)
302. Mechanical speed changers, gears & industrial high-speed drives (33361200) (for NAICS 333922)
303. Mechanical speed changers, gears & industrial high-speed drives (33361200) (for NAICS 333923)
304. Mechanical speed changers, gears & industrial high-speed drives (33361200) (for NAICS 333924)
305. Mechanical speed changers, gears & industrial high-speed drives (33361200) (for NAICS 333991)
306. Mechanical speed changers, gears & industrial high-speed drives (33361200) (for NAICS 333993)
307. Mechanical speed changers, gears & industrial high-speed drives (33361200) (for NAICS 333995)
308. Mechanical speed changers, gears & industrial high-speed drives (33361200) (for NAICS 333996)
309. Mechanical speed changers, gears & industrial high-speed drives (33361200) (for NAICS 333999)
310. Plain bearings & bushings (33361301) (for NAICS 333995)
311. Plain bearings & bushings (33361301) (for NAICS 333996)
312. Mechanical power transmission equipment (33361303) (for NAICS 333993)
313. Gasoline & carburetor engines (33361805) (for NAICS 333921)
314. Gasoline & carburetor engines (33361805) (for NAICS 333922)
315. Gasoline & carburetor engines (33361805) (for NAICS 333924)
316. Engines (diesel, semidiesel, gasoline & carburetor) (33361809) (for NAICS 333911)
317. Engines (diesel, semidiesel, gasoline & carburetor) (33361809) (for NAICS 333912)
318. Engines (diesel, semidiesel, gasoline & carburetor) (33361809) (for NAICS 333913)
319. Engines (diesel, semidiesel, gasoline & carburetor) (33361809) (for NAICS 333923)

320. Pumps & pump parts, not fluid power (complete assemblies) (33391101) (for NAICS 333999)
321. Packaging machinery devices for incorporation into complete finished product (33399309) (for NAICS 333993)
322. Electric heating elements for industrial furnaces, ovens & kilns (33399400) (for NAICS 333994)
323. Fluid power cylinders & rotary actuators (hydraulic & pneumatic) (33399501) (for NAICS 333921)
324. Fluid power cylinders & rotary actuators (hydraulic & pneumatic) (33399501) (for NAICS 333922)
325. Fluid power cylinders & rotary actuators (hydraulic & pneumatic) (33399501) (for NAICS 333923)
326. Fluid power cylinders & rotary actuators (hydraulic & pneumatic) (33399501) (for NAICS 333924)
327. Fluid power cylinders & rotary actuators (hydraulic & pneumatic) (33399501) (for NAICS 333999)
328. Fluid power pumps, motors & hydrostatic transmissions (hydraulic & pneumatic) (33399601) (for NAICS 333911)
329. Fluid power pumps, motors & hydrostatic transmissions (hydraulic & pneumatic) (33399601) (for NAICS 333912)
330. Fluid power pumps, motors & hydrostatic transmissions (hydraulic & pneumatic) (33399601) (for NAICS 333913)
331. Fluid power pumps, motors & hydrostatic transmissions (hydraulic & pneumatic) (33399601) (for NAICS 333921)
332. Fluid power pumps, motors & hydrostatic transmissions (hydraulic & pneumatic) (33399601) (for NAICS 333922)
333. Fluid power pumps, motors & hydrostatic transmissions (hydraulic & pneumatic) (33399601) (for NAICS 333923)
334. Fluid power pumps, motors & hydrostatic transmissions (hydraulic & pneumatic) (33399601) (for NAICS 333924)
335. Fluid power pumps, motors & hydrostatic transmissions (hydraulic & pneumatic) (33399601) (for NAICS 333993)
336. Fluid power pumps, motors & hydrostatic transmissions (hydraulic & pneumatic) (33399601) (for NAICS 333999)
337. Fluid power pumps (33399603) (for NAICS 333995)
338. Fluid power pumps (33399603) (for NAICS 333996)
339. Fluid power filters (hydraulic & pneumatic) (33399901) (for NAICS 333921)
340. Fluid power filters (hydraulic & pneumatic) (33399901) (for NAICS 333922)
341. Fluid power filters (hydraulic & pneumatic) (33399901) (for NAICS 333923)
342. Fluid power filters (hydraulic & pneumatic) (33399901) (for NAICS 333924)
343. Fluid power filters (hydraulic & pneumatic) (33399901) (for NAICS 333999)
344. Industrial robots for fabrication with welding equipment (33399903) (for NAICS 333992)
345. Semiconductors, transistors, diodes, rectifiers & integrated circuits for circuitry (33441300) (for NAICS 333997)
346. Pressure gauges (33451300) (for NAICS 333992)
347. Electrical industrial capacitors, resistors, rheostats & coil windings (33500007) (for NAICS 333992)
348. Transformers & electric power transmission & distribution equipment (33530000) (for NAICS 333993)

349. Electric motors & generators (33531201) (for NAICS 333922)
350. Electric motors & generators (33531201) (for NAICS 333923)
351. Electric motors & generators (33531201) (for NAICS 333991)
352. Electric motors & generators (33531201) (for NAICS 333993)
353. Electric motors & generators (33531201) (for NAICS 333995)
354. Electric motors & generators (33531201) (for NAICS 333996)
355. Electric motors & generators (33531201) (for NAICS 333999)
356. Fractional horsepower electric motors (less than 1 hp) (not timing motors) (33531205) (for NAICS 333921)
357. Fractional horsepower electric motors (less than 1 hp) (not timing motors) (33531205) (for NAICS 333924)
358. Fractional horsepower electric timing motors, synchronous & subsynchronous (less than 1 hp) (33531209) (for NAICS 333992)
359. Fractional horsepower electric motors (less than 1 hp) (33531211) (for NAICS 333911)
360. Fractional horsepower electric motors (under 1 hp) (33531217) (for NAICS 333912)
361. Fractional horsepower electric motors (under 1 hp) (33531217) (for NAICS 333913)
362. Integral horsepower electric motors & generators (1 hp or more) (33531221) (for NAICS 333911)
363. Integral horsepower electric motors & generators (1 hp or more) (33531221) (for NAICS 333912)
364. Integral horsepower electric motors & generators (1 hp or more) (33531221) (for NAICS 333913)
365. Integral horsepower electric motors & generators (1 hp or more) (33531221) (for NAICS 333921)
366. Integral horsepower electric motors & generators (1 hp or more) (33531221) (for NAICS 333924)
367. Integral horsepower electric motors & generators (1 hp or more) (33531221) (for NAICS 333992)
368. Fractional horsepower electric motors (less than 1 hp), not timing motors (33531223) (for NAICS 333992)
369. Relays & industrial controls for drives, clutches, brakes, motors & programmable controllers (33531407) (for NAICS 333993)
370. Storage batteries (33591101) (for NAICS 333921)
371. Storage batteries (33591101) (for NAICS 333924)
372. Storage batteries (33591101) (for NAICS 333991)
373. Appliance outlets, switches, lampholders & current-carrying wiring devices (33593103) (for NAICS 333997)
374. Gaskets (all types) & packing & sealing devices (33999103) (for NAICS 333911)
375. Gaskets (all types) & packing & sealing devices (33999103) (for NAICS 333912)
376. Gaskets (all types) & packing & sealing devices (33999103) (for NAICS 333913)
377. Gaskets (all types) & packing & sealing devices (33999103) (for NAICS 333995)
378. Gaskets (all types) & packing & sealing devices (33999103) (for NAICS 333996)

- 379. Raw & Feedstock Materials, n.e.c.
- 380. Finished Materials, n.e.c.
- 381. All other Input Materials & Components, n.e.c.
- 382. Buildings & Fittings
- 383. Plant & Equipment
- 384. Vehicles & Equipment
- 385. Data Processing, Software & Office Equipment
- 386. Miscellaneous Capital Purchases
- 387. New Technology Purchases
- 388. Process Technology Purchases
- 389. Research & Development Purchases
- 390. Fuel Purchases
- 391. Energy Purchases
- 392. Sub-Contracted Work Purchased
- 393. After-Sales Services Purchased
- 394. Technical Process Services Purchased
- 395. Technical Product Services Purchased
- 396. Legal & Public Relations Services Purchased
- 397. Leasing of Buildings
- 398. Rental & Leasing of Equipment
- 399. Financial Services Purchased
- 400. Building Maintenance & Services Purchased
- 401. Equipment Maintenance & Services Purchased
- 402. Services Purchased
- 403. Telecommunications & Data Services
- 404. Travel, Hotel & Subsistence Purchased
- 405. Office Supplies, Mailing,
- 406. Advertising Services & Media Purchases
- 407. Advertising Materials Purchases
- 408. Point of Sales Materials Purchases
- 409. Promotional Materials & Services Purchases
- 410. Sales Materials & Promotional Print
- 411. Contracted Logistics Services
- 412. Logistics Services Purchased
- 413. Contracted Warehouse & Storage Services
- 414. Warehouse & Storage Purchases
- 415. Contracted Product Handling Services
- 416. Product Handling Services Purchased
- 417. Contracted Process Services
- 418. Product Process Service Purchases

## 59 PROCUREMENT RESEARCH CHAPTER

- 1 Administration
- 2 Advertising
- 3 Buyers - Commercial Operations
- 4 Buyers - Competitors
- 5 Buyers - Major City
- 6 Buyers - Products
- 7 Buyers - Trade Cell

- 8 Competitive Industry Analysis
  - 9 Competitor Analysis
  - 10 Country Focus
  - 11 Distribution
  - 12 Business Decision Scenarios
  - 13 Capital Costs Scenarios
  - 14 Cashflow Option Scenarios
  - 15 Cost Structure Scenarios
  - 16 Historic Industry Balance Sheet
  - 17 Historic Marketing Costs & Margins
  - 18 Investment + Cost Reduction Scenarios
  - 19 Market Climate Scenarios
  - 20 Marketing Costs
  - 21 Marketing Expenditure Scenarios
  - 22 Marketing Margins
  - 23 Strategic Options Scenarios
  - 24 Survival Scenarios
  - 25 Tactical Options Scenarios
  - 26 Geographic Data
  - 27 Industry Norms
  - 28 Major City Market Analysis
  - 29 Capital Access Scenarios
  - 30 Market Cashflow Scenarios
  - 31 Economic Climate Scenarios
  - 32 Market Investment + Costs Scenarios
  - 33 Marketing Expenditure Scenarios
  - 34 Market Risk Scenarios
  - 35 Market Strategic Options
  - 36 Market Survival Options
  - 37 Market Tactical Options
  - 38 Marketing Expenditure -v- Market Share
  - 39 Marketing Strategy Development
  - 40 Markets
  - 41 Operational Analysis
  - 42 Overseas Development
  - 43 Personnel Management
  - 44 Physical Distribution + Customer Handling
  - 45 Pricing
  - 46 Process + Order Handling
  - 47 Product Analysis
  - 48 Product Development
  - 49 Product Marketing Factors
  - 50 Product Mix
  - 51 Product Summary
  - 52 Profit Risk Scenarios
  - 53 Promotional Mix
  - 54 Salesforce Decisions
  - 55 Sales Promotion
  - 56 Surveys
  - 57 Targets - Product + Market
-

58 Technology

59 Trade Cell Analysis.

## **PURCHASING RESEARCH**

**B2B PURCHASING** - in US\$ by Country by Product/Service by Year: From 2007, Forecast to 2028 & 2045. Market, Financial, Competitive, Market Segmentation, Industry, Critical Parameters, Marketing Costs, Markets, Decision Makers, Performance, Product Launch.

**WORLD & NATIONAL B2B PURCHASING DATABASE & SPREADSHEETS: 1332** World Database tables & Spreadsheets covering business scenarios. 1435 World Database tables & Spreadsheets covering Markets, Market Forecast, Financial Forecast, Financial Margins, Historic Financial, Historic Costs, Industry Norms for each country. 3816 National Database tables & Spreadsheets covering business scenarios.

**FINANCIAL SPREADSHEETS & DATABASES: 188** Balance Sheet, Financial Margins & Ratios for each of 103 Business Scenarios - by Country by Year - From 2007, Forecast to 2028 & 2045.

**INDUSTRY SPREADSHEETS & DATABASES: 820** Database tables & Spreadsheets covering Historic Industry Balance Sheet Data, Forecast Industry Financial Data, Industry Profiles & Norms - by Country by Year - From 2007, Forecast to 2028 & 2045.

**NATIONAL B2B PURCHASING DATA** - by Country by Year.

The report and database is supplied as a Zip file containing the reports and databases. Readers can access & reproduce the information for their own documents or reports. Tables & databases as Access & Excel formats enable readers to produce their own spreadsheet calculations and modelling.

419 Materials / Products / Services / Expenses covered for over 200 Countries: 2061 pages, 9917 spreadsheets, 9725 database tables, 590 diagrams & maps.

This database is updated monthly. 12 months Full After-Sales Services & Updates available from the publishers.

This report is also available as 9 Regional Reports: Canada and the USA, Central America (31 countries), South America (13 countries), Europe (45 countries), Eurasia (4 countries), Middle East (19 Countries), Africa (54 countries), Asia (48 countries), and Oceania (20 countries). This report is also available for individual countries.





## REPORT EDITIONS

### Specialist General-purpose Machinery Industry (B2B Procurement)

The World Purchasing & Procurement Database on Specialist General-purpose Machinery Industry (B2B Procurement) is available in several editions, and also there are various additional elements available from the After-Sales Service.

#### World Report & Database

The World Report & Database gives market data for Specialist General-purpose Machinery Industry (B2B Procurement) on each of the Product and Market Sectors for about 200 countries. There are data caveats on country data because in certain countries the data may not be available.

Cost: \$ 2850

#### Regional Report & Database

There are 9 Regional reports available which give market data for Specialist General-purpose Machinery Industry (B2B Procurement) on each of the Product and Market Sectors for countries in a particular Region. There are data caveats for some country data because in certain countries the data may not be available.

1. Canada & USA
2. Central America (31 Countries)
3. South America (13 Countries)
4. Europe (44 Countries)
5. Eurasia (4 Countries)
6. Middle East (19 Countries)
7. Africa (54 Countries)
8. Asia (24 Countries)
9. Oceania (17 Countries)

See the countries in each Regional Report [Appendix 1](#)

Cost: \$ 1850

#### Country Report & Database

There are Specialist General-purpose Machinery Industry (B2B Procurement) Country Reports available for most countries. Country Reports provide detailed information on the target country.

Cost: \$ 1250

#### Town & Country Report & Database

The Specialist General-purpose Machinery Industry (B2B Procurement) Town + Country Reports provides users with commercial intelligence on markets and industry in a particular country, plus market, financial and industry data on each of the significant Cities and Towns in the country. For the larger countries, like China, India, the USA, Brazil, et al, the data is generally limited to the top 500 Cities and Towns within the country.

Cost: \$ 2850

## **SPECIALIST GENERAL-PURPOSE MACHINERY INDUSTRY (B2B PROCUREMENT)**

### **Markets & Products**

The report will give market data for each of the below Specialist General-purpose Machinery Industry (B2B Procurement) Product and Market Sectors, by year Historic: from 2007, and a Forecast by year to 2028 & 2049. Data will be given for about 200 countries.

To see what such Country spreadsheets looks like see:

<http://www.datagroup.org/MOM.xls>

[http://www.datagroup.org/XLS\\_File\\_Samples/Germany\\_Market.xls](http://www.datagroup.org/XLS_File_Samples/Germany_Market.xls)

[http://www.datagroup.org/XLS\\_File\\_Samples/Germany\\_Market\\_Values.xls](http://www.datagroup.org/XLS_File_Samples/Germany_Market_Values.xls) (US\$, Euros, Yen & Yuan)

In addition aggregate Market data is given as:

World / Global Totals (in US\$, Euros, Yen and Yuan)

[http://www.datagroup.org/XLS\\_File\\_Samples/WORLD\\_Market\\_Values\\_Dollar\\_Euro.xls](http://www.datagroup.org/XLS_File_Samples/WORLD_Market_Values_Dollar_Euro.xls)

[http://www.datagroup.org/XLS\\_File\\_Samples/WORLD\\_Market\\_Values\\_Yen\\_Yuan.xls](http://www.datagroup.org/XLS_File_Samples/WORLD_Market_Values_Yen_Yuan.xls)

9 Regional (Canada & USA, Central America, South America, Europe, Eurasia, Middle East, Africa, Asia, Oceania) Totals (in US\$, Euros, Yen and Yuan):

[http://www.datagroup.org/XLS\\_File\\_Samples/Europe\\_Market\\_Values\\_Dollar\\_Euro.xls](http://www.datagroup.org/XLS_File_Samples/Europe_Market_Values_Dollar_Euro.xls)

[http://www.datagroup.org/XLS\\_File\\_Samples/Europe\\_Market\\_Values\\_Yen\\_Yuan.xls](http://www.datagroup.org/XLS_File_Samples/Europe_Market_Values_Yen_Yuan.xls)

Year / Country Totals (2007 to 2028 & 2045).

[http://www.datagroup.org/XLS\\_File\\_Samples/Year\\_2010\\_Country\\_Values\\_Dollars.xls](http://www.datagroup.org/XLS_File_Samples/Year_2010_Country_Values_Dollars.xls)

The Specialist General-purpose Machinery Industry (B2B Procurement) World B2B Purchasing Report & Database gives data on the Business-to-Business Purchases of Raw Materials, Semi-Finished & Finished Products, plus all other business-to-business Purchases and Expenses by the 23,429 entities in the Specialist general-purpose machinery industry sector. The data analyses each of 200 countries.

The Specialist General-purpose Machinery Industry (B2B Procurement) World Database gives Purchasing by Products & Services by 6 to 10-Digit NAICS Product Codes by 3 Time series: From 2007, Forecast to 2028 & 2045 for over 200 countries

419 Products / Services / Expenses are covered, 2061 pages, 9917 spreadsheets, 9725 database tables, 590 illustrations. Updated monthly. 12 month After-Sales Service.

NAICS / SIC / Product Code definition: BP0185\_L : Specialist general-purpose machinery manufacturing

**Products & Markets covered:**

**SPECIALIST GENERAL-PURPOSE MACHINERY INDUSTRY (B2B PROCUREMENT)**

1. Specialist general-purpose machinery industry
2. Fluid power products (hydraulic & pneumatic) (00190086) (for NAICS 333993)
3. Fluid power products (hydraulic & pneumatic) (00190087) (for NAICS 333911)
4. Fluid power products (hydraulic & pneumatic) (00190087) (for NAICS 333912)
5. Fluid power products (hydraulic & pneumatic) (00190087) (for NAICS 333913)
6. Fluid power products (hydraulic & pneumatic) (00190089) (for NAICS 333999)
7. Fluid power products (00190090) (for NAICS 333994)
8. Devices & Components for finished product (00190096) (for NAICS 333993)
9. Packaging paper & plastics film, coated & laminated (001900A1) (for NAICS 333991)
10. Electrical transmission, distribution & control equipment (001900B1) (for NAICS 333911)
11. Electrical transmission, distribution & control equipment (001900B1) (for NAICS 333912)
12. Electrical transmission, distribution & control equipment (001900B1) (for NAICS 333913)
13. Electrical transmission, distribution & control equipment (001900B1) (for NAICS 333921)
14. Electrical transmission, distribution & control equipment (001900B1) (for NAICS 333922)
15. Electrical transmission, distribution & control equipment (001900B1) (for NAICS 333923)
16. Electrical transmission, distribution & control equipment (001900B1) (for NAICS 333924)
17. Electrical transmission, distribution & control equipment (001900B1) (for NAICS 333992)
18. Electrical transmission, distribution & control equipment (001900B1) (for NAICS 333994)
19. Electrical transmission, distribution & control equipment (001900B1) (for NAICS 333997)
20. Electrical transmission, distribution & control equipment (001900B1) (for NAICS 333999)
21. Resistors, capacitors, transformers, transducers & electronic-type components (001900B6) (for NAICS 333997)
22. Materials & components, parts, containers & supplies (00970099) (for NAICS 333911)
23. Materials & components, parts, containers & supplies (00970099) (for NAICS 333912)
24. Materials & components, parts, containers & supplies (00970099) (for NAICS 333913)
25. Materials & components, parts, containers & supplies (00970099) (for NAICS 333921)
26. Materials & components, parts, containers & supplies (00970099) (for NAICS 333922)
27. Materials & components, parts, containers & supplies (00970099) (for NAICS 333923)
28. Materials & components, parts, containers & supplies (00970099) (for NAICS 333924)
29. Materials & components, parts, containers & supplies (00970099) (for NAICS 333991)
30. Materials & components, parts, containers & supplies (00970099) (for NAICS 333992)
31. Materials & components, parts, containers & supplies (00970099) (for NAICS 333993)
32. Materials & components, parts, containers & supplies (00970099) (for NAICS 333994)
33. Materials & components, parts, containers & supplies (00970099) (for NAICS 333995)
34. Materials & components, parts, containers & supplies (00970099) (for NAICS 333996)
35. Materials & components, parts, containers & supplies (00970099) (for NAICS 333997)
36. Materials & components, parts, containers & supplies (00970099) (for NAICS 333999)
37. Materials, ingredients, containers & supplies, n.s.k. (00971000) (for NAICS 333911)
38. Materials, ingredients, containers & supplies, n.s.k. (00971000) (for NAICS 333912)
39. Materials, ingredients, containers & supplies, n.s.k. (00971000) (for NAICS 333913)
40. Materials, ingredients, containers & supplies, n.s.k. (00971000) (for NAICS 333921)
41. Materials, ingredients, containers & supplies, n.s.k. (00971000) (for NAICS 333922)
42. Materials, ingredients, containers & supplies, n.s.k. (00971000) (for NAICS 333923)
43. Materials, ingredients, containers & supplies, n.s.k. (00971000) (for NAICS 333924)
44. Materials, ingredients, containers & supplies, n.s.k. (00971000) (for NAICS 333991)
45. Materials, ingredients, containers & supplies, n.s.k. (00971000) (for NAICS 333992)
46. Materials, ingredients, containers & supplies, n.s.k. (00971000) (for NAICS 333993)
47. Materials, ingredients, containers & supplies, n.s.k. (00971000) (for NAICS 333994)
48. Materials, ingredients, containers & supplies, n.s.k. (00971000) (for NAICS 333995)
49. Materials, ingredients, containers & supplies, n.s.k. (00971000) (for NAICS 333996)
50. Materials, ingredients, containers & supplies, n.s.k. (00971000) (for NAICS 333997)
51. Materials, ingredients, containers & supplies, n.s.k. (00971000) (for NAICS 333999)
52. Filter paper (32212031) (for NAICS 333999)

Specialist General-purpose Machinery Industry (B2B Procurement)

53. Paperboard containers, boxes & corrugated paperboard (32221001) (for NAICS 333911)
54. Paperboard containers, boxes & corrugated paperboard (32221001) (for NAICS 333912)
55. Paperboard containers, boxes & corrugated paperboard (32221001) (for NAICS 333913)
56. Paperboard containers, boxes & corrugated paperboard (32221001) (for NAICS 333991)
57. Paperboard containers, boxes & corrugated paperboard (32221001) (for NAICS 333992)
58. Paperboard containers, boxes & corrugated paperboard (32221001) (for NAICS 333997)
59. Lubricating & cutting oils (32410005) (for NAICS 333995)
60. Lubricating & cutting oils (32410005) (for NAICS 333996)
61. Paints, varnishes, lacquers, stains, shellacs, japans, enamels & allied products (32551003)  
(for NAICS 333911)
62. Paints, varnishes, lacquers, stains, shellacs, japans, enamels & allied products (32551003)  
(for NAICS 333912)
63. Paints, varnishes, lacquers, stains, shellacs, japans, enamels & allied products (32551003)  
(for NAICS 333913)
64. Paints, varnishes, lacquers, stains, shellacs, japans, enamels & allied products (32551003)  
(for NAICS 333923)
65. Paints, varnishes, lacquers, stains, shellacs, japans, enamels & allied products (32551003)  
(for NAICS 333995)
66. Paints, varnishes, lacquers, stains, shellacs, japans, enamels & allied products (32551003)  
(for NAICS 333996)
67. Fabricated rubber products, not gaskets (32600011) (for NAICS 333911)
68. Fabricated rubber products, not gaskets (32600011) (for NAICS 333912)
69. Fabricated rubber products, not gaskets (32600011) (for NAICS 333913)
70. Fabricated plastics products (not gaskets, hoses & belting) (32610007) (for NAICS 333923)
71. Fabricated plastics products (not gaskets) (32610011) (for NAICS 333911)
72. Fabricated plastics products (not gaskets) (32610011) (for NAICS 333912)
73. Fabricated plastics products (not gaskets) (32610011) (for NAICS 333913)
74. Fabricated plastics products (not gaskets) (32610011) (for NAICS 333991)
75. Fabricated plastics products (not gaskets) (32610011) (for NAICS 333997)
76. Tires & inner tubes (32621001) (for NAICS 333923)
77. Pneumatic tires & inner tubes (32621003) (for NAICS 333921)
78. Pneumatic tires & inner tubes (32621003) (for NAICS 333922)
79. Pneumatic tires & inner tubes (32621003) (for NAICS 333924)
80. Rubber & plastics hose & belting (32622001) (for NAICS 333921)
81. Rubber & plastics hose & belting (32622001) (for NAICS 333922)
82. Rubber & plastics hose & belting (32622001) (for NAICS 333923)
83. Rubber & plastics hose & belting (32622001) (for NAICS 333924)
84. Aluminum & alloy shapes & forms (not castings, forgings & fabricated metals) (33100039)  
(for NAICS 333911)
85. Aluminum & alloy shapes & forms (not castings, forgings & fabricated metals) (33100039)  
(for NAICS 333912)
86. Aluminum & alloy shapes & forms (not castings, forgings & fabricated metals) (33100039)  
(for NAICS 333913)
87. Aluminum & alloy shapes & forms (not castings, forgings & fabricated metals) (33100039)  
(for NAICS 333921)
88. Aluminum & alloy shapes & forms (not castings, forgings & fabricated metals) (33100039)  
(for NAICS 333922)
89. Aluminum & alloy shapes & forms (not castings, forgings & fabricated metals) (33100039)  
(for NAICS 333924)
90. Aluminum & alloy shapes & forms (not castings, forgings & fabricated metals) (33100039)  
(for NAICS 333992)
91. Aluminum & alloy shapes & forms (not castings, forgings & fabricated metals) (33100039)  
(for NAICS 333994)
92. Aluminum & alloy shapes & forms (not castings, forgings & fabricated metals) (33100039)  
(for NAICS 333999)
93. Aluminum & alloy shapes & forms (not castings, forgings & fabricated metals) (33100047)  
(for NAICS 333995)
94. Aluminum & alloy shapes & forms (not castings, forgings & fabricated metals) (33100047)  
(for NAICS 333996)
95. Nonferrous shapes & forms (not castings, forgings & fabricated metals) (33100077) (for

NAICS 333911)

96. Nonferrous shapes & forms (not castings, forgings & fabricated metals) (33100077) (for NAICS 333912)

97. Nonferrous shapes & forms (not castings, forgings & fabricated metals) (33100077) (for NAICS 333913)

98. Nonferrous shapes & forms (not castings, forgings & fabricated metals) (33100077) (for NAICS 333993)

99. Nonferrous shapes & forms (not castings, forgings & fabricated metals) (33100077) (for NAICS 333994)

100. Nonferrous shapes & forms (not castings, forgings & fabricated metals) (33100077) (for NAICS 333995)

101. Nonferrous shapes & forms (not castings, forgings & fabricated metals) (33100077) (for NAICS 333996)

102. Nonferrous shapes & forms (not castings, forgings & fabricated metals) (33100077) (for NAICS 333999)

103. Nonferrous shapes & forms (not castings, forgings & fabricated metals) (33100083) (for NAICS 333921)

104. Nonferrous shapes & forms (not castings, forgings & fabricated metals) (33100083) (for NAICS 333922)

105. Nonferrous shapes & forms (not castings, forgings & fabricated metals) (33100083) (for NAICS 333924)

106. Nonferrous shapes & forms (not castings, forgings & fabricated metals) (33100083) (for NAICS 333992)

107. Magnet wire (33100097) (for NAICS 333991)

108. Insulated copper wire & cable, not magnet wire (331000A3) (for NAICS 333991)

109. Insulated copper wire & cable, not magnet wire (331000A3) (for NAICS 333992)

110. Metal powders (331000AA) (for NAICS 333995)

111. Metal powders (331000AA) (for NAICS 333996)

112. Nonferrous shapes & forms (not castings, forgings & fabricated metals) (331000AJ) (for NAICS 333923)

113. Nonferrous shapes & forms (not castings, forgings & fabricated metals) (331000AJ) (for NAICS 333991)

114. Nonferrous shapes & forms (not castings, forgings & fabricated metals) (331000AJ) (for NAICS 333997)

115. Steel bars, bar shapes & plates (not castings, forgings & fabricated metals) (33120007) (for NAICS 333911)

116. Steel bars, bar shapes & plates (not castings, forgings & fabricated metals) (33120007) (for NAICS 333912)

117. Steel bars, bar shapes & plates (not castings, forgings & fabricated metals) (33120007) (for NAICS 333913)

118. Steel bars, bar shapes & plates (not castings, forgings & fabricated metals) (33120007) (for NAICS 333921)

119. Steel bars, bar shapes & plates (not castings, forgings & fabricated metals) (33120007) (for NAICS 333922)

120. Steel bars, bar shapes & plates (not castings, forgings & fabricated metals) (33120007) (for NAICS 333923)

121. Steel bars, bar shapes & plates (not castings, forgings & fabricated metals) (33120007) (for NAICS 333924)

122. Steel bars, bar shapes & plates (not castings, forgings & fabricated metals) (33120007) (for NAICS 333991)

123. Steel bars, bar shapes & plates (not castings, forgings & fabricated metals) (33120007) (for NAICS 333992)

124. Steel bars, bar shapes & plates (not castings, forgings & fabricated metals) (33120007) (for NAICS 333994)

125. Steel bars, bar shapes & plates (not castings, forgings & fabricated metals) (33120007) (for NAICS 333995)

126. Steel bars, bar shapes & plates (not castings, forgings & fabricated metals) (33120007) (for NAICS 333996)

127. Steel bars, bar shapes & plates (not castings, forgings & fabricated metals) (33120007) (for NAICS 333997)



128. Steel bars, bar shapes & plates (not castings, forgings & fabricated metals) (33120007) (for NAICS 333999)
129. Steel shapes & forms (not castings, forgings & fabricated metals) (33120015) (for NAICS 333992)
130. Steel sheet & strip, tin plate (33120017) (for NAICS 333911)
131. Steel sheet & strip, tin plate (33120017) (for NAICS 333912)
132. Steel sheet & strip, tin plate (33120017) (for NAICS 333913)
133. Steel sheet & strip, tin plate (33120017) (for NAICS 333921)
134. Steel sheet & strip, tin plate (33120017) (for NAICS 333922)
135. Steel sheet & strip, tin plate (33120017) (for NAICS 333923)
136. Steel sheet & strip, tin plate (33120017) (for NAICS 333924)
137. Steel sheet & strip, tin plate (33120017) (for NAICS 333992)
138. Steel sheet & strip, tin plate (33120017) (for NAICS 333994)
139. Steel sheet & strip, tin plate (33120017) (for NAICS 333995)
140. Steel sheet & strip, tin plate (33120017) (for NAICS 333996)
141. Steel sheet & strip, tin plate (33120017) (for NAICS 333999)
142. Steel structural shapes & sheet piling (not castings, forgings & fabr metals) (33120019) (for NAICS 333921)
143. Steel structural shapes & sheet piling (not castings, forgings & fabr metals) (33120019) (for NAICS 333922)
144. Steel structural shapes & sheet piling (not castings, forgings & fabr metals) (33120019) (for NAICS 333923)
145. Steel structural shapes & sheet piling (not castings, forgings & fabr metals) (33120019) (for NAICS 333924)
146. Steel structural shapes & sheet piling (not castings, forgings & fabr metals) (33120019) (for NAICS 333997)
147. Steel shapes & forms (not castings, forgings & fabricated metals) (33120023) (for NAICS 333993)
148. Steel wire & wire products (33120025) (for NAICS 333992)
149. Stainless steel shapes & forms (not castings, forgings & fabricated metals) (33120031) (for NAICS 333993)
150. Steel shapes & forms (not castings, forgings & fabricated metals) (33120033) (for NAICS 333911)
151. Steel shapes & forms (not castings, forgings & fabricated metals) (33120033) (for NAICS 333912)
152. Steel shapes & forms (not castings, forgings & fabricated metals) (33120033) (for NAICS 333913)
153. Steel shapes & forms (not castings, forgings & fabricated metals) (33120033) (for NAICS 333994)
154. Steel shapes & forms (not castings, forgings & fabricated metals) (33120033) (for NAICS 333999)
155. Steel shapes & forms (not castings, forgings & fabricated metals) (33120061) (for NAICS 333995)
156. Steel shapes & forms (not castings, forgings & fabricated metals) (33120061) (for NAICS 333996)
157. Steel shapes & forms (not castings, forgings & fabricated metals) (33120085) (for NAICS 333991)
158. Steel shapes & forms (not castings, forgings & fabricated metals) (33120089) (for NAICS 333997)
159. Steel shapes & forms (not castings, forgings & fabricated metals) (33120091) (for NAICS 333921)
160. Steel shapes & forms (not castings, forgings & fabricated metals) (33120091) (for NAICS 333922)
161. Steel shapes & forms (not castings, forgings & fabricated metals) (33120091) (for NAICS 333923)
162. Steel shapes & forms (not castings, forgings & fabricated metals) (33120091) (for NAICS 333924)
163. Steel tubing (33121000) (for NAICS 333995)
164. Steel tubing (33121000) (for NAICS 333996)
165. Aluminum & alloy extruded shapes, extruded rod, bar, pipe, tube, etc. (33131600) (for

NAICS 333995)

166. Aluminum & alloy extruded shapes, extruded rod, bar, pipe, tube, etc. (33131600) (for NAICS 333996)
167. Copper & copper-base alloy shapes & forms (not castings, forgings & fabricated metals) (33142111) (for NAICS 333921)
168. Copper & copper-base alloy shapes & forms (not castings, forgings & fabricated metals) (33142111) (for NAICS 333922)
169. Copper & copper-base alloy shapes & forms (not castings, forgings & fabricated metals) (33142111) (for NAICS 333924)
170. Copper & copper-base alloy shapes & forms (not castings, forgings & fabricated metals) (33142111) (for NAICS 333992)
171. Iron & steel castings (rough & semifinished) (33151001) (for NAICS 333911)
172. Iron & steel castings (rough & semifinished) (33151001) (for NAICS 333912)
173. Iron & steel castings (rough & semifinished) (33151001) (for NAICS 333913)
174. Iron & steel castings (rough & semifinished) (33151001) (for NAICS 333921)
175. Iron & steel castings (rough & semifinished) (33151001) (for NAICS 333922)
176. Iron & steel castings (rough & semifinished) (33151001) (for NAICS 333923)
177. Iron & steel castings (rough & semifinished) (33151001) (for NAICS 333924)
178. Iron & steel castings (rough & semifinished) (33151001) (for NAICS 333991)
179. Iron & steel castings (rough & semifinished) (33151001) (for NAICS 333992)
180. Iron & steel castings (rough & semifinished) (33151001) (for NAICS 333993)
181. Iron & steel castings (rough & semifinished) (33151001) (for NAICS 333994)
182. Iron & steel castings (rough & semifinished) (33151001) (for NAICS 333995)
183. Iron & steel castings (rough & semifinished) (33151001) (for NAICS 333996)
184. Iron & steel castings (rough & semifinished) (33151001) (for NAICS 333997)
185. Iron & steel castings (rough & semifinished) (33151001) (for NAICS 333999)
186. Nonferrous castings (rough & semifinished) (33152003) (for NAICS 333911)
187. Nonferrous castings (rough & semifinished) (33152003) (for NAICS 333912)
188. Nonferrous castings (rough & semifinished) (33152003) (for NAICS 333913)
189. Nonferrous castings (rough & semifinished) (33152003) (for NAICS 333991)
190. Nonferrous castings (rough & semifinished) (33152003) (for NAICS 333995)
191. Nonferrous castings (rough & semifinished) (33152003) (for NAICS 333996)
192. Aluminum & aluminum-base alloy castings (rough & semifinished) (33152005) (for NAICS 333911)
193. Aluminum & aluminum-base alloy castings (rough & semifinished) (33152005) (for NAICS 333912)
194. Aluminum & aluminum-base alloy castings (rough & semifinished) (33152005) (for NAICS 333913)
195. Aluminum & aluminum-base alloy castings (rough & semifinished) (33152005) (for NAICS 333991)
196. Aluminum & aluminum-base alloy castings (rough & semifinished) (33152005) (for NAICS 333995)
197. Aluminum & aluminum-base alloy castings (rough & semifinished) (33152005) (for NAICS 333996)
198. Nonferrous (aluminum, copper, etc.) castings (rough & semifinished) (33152011) (for NAICS 333921)
199. Nonferrous (aluminum, copper, etc.) castings (rough & semifinished) (33152011) (for NAICS 333922)
200. Nonferrous (aluminum, copper, etc.) castings (rough & semifinished) (33152011) (for NAICS 333923)
201. Nonferrous (aluminum, copper, etc.) castings (rough & semifinished) (33152011) (for NAICS 333924)
202. Nonferrous (aluminum, copper, etc.) castings (rough & semifinished) (33152011) (for NAICS 333993)
203. Nonferrous (aluminum, copper, etc.) castings (rough & semifinished) (33152011) (for NAICS 333994)
204. Nonferrous (aluminum, copper, etc.) castings (rough & semifinished) (33152011) (for NAICS 333997)
205. Nonferrous (aluminum, copper, etc.) castings (rough & semifinished) (33152011) (for NAICS 333999)



Specialist General-purpose Machinery Industry (B2B Procurement)

206. Nonferrous castings (rough & semifinished) (33152013) (for NAICS 333992)
207. Copper & copper-base alloy castings (rough & semifinished) (33152500) (for NAICS 333992)
208. Fabricated metal products, forgings (33200005) (for NAICS 333993)
209. Fabricated metal products, forgings (33200005) (for NAICS 333994)
210. Fabricated metal products (not fluid power products & forgings) (33200051) (for NAICS 333911)
211. Fabricated metal products (not fluid power products & forgings) (33200051) (for NAICS 333912)
212. Fabricated metal products (not fluid power products & forgings) (33200051) (for NAICS 333913)
213. Fabricated metal products (not fluid power products & forgings) (33200051) (for NAICS 333999)
214. Fabricated metal products, not forgings (33200057) (for NAICS 333921)
215. Fabricated metal products, not forgings (33200057) (for NAICS 333922)
216. Fabricated metal products, not forgings (33200057) (for NAICS 333924)
217. Fabricated metal products (not fluid power products & forgings) (33200063) (for NAICS 333991)
218. Fabricated metal products (not forgings) (33200065) (for NAICS 333923)
219. Fabricated metal products (not forgings) (33200075) (for NAICS 333995)
220. Fabricated metal products (not forgings) (33200075) (for NAICS 333996)
221. Fabricated metal products (not forgings) (33200087) (for NAICS 333997)
222. Fabricated metal products (not forgings) (33200095) (for NAICS 333992)
223. Fabricated structural metal products (not forgings) (33200099) (for NAICS 333911)
224. Fabricated structural metal products (not forgings) (33200099) (for NAICS 333912)
225. Fabricated structural metal products (not forgings) (33200099) (for NAICS 333913)
226. Fabricated structural metal products (not forgings) (33200099) (for NAICS 333923)
227. Metal tanks, heat exchangers, steam condensers & boilers, fabricated steel plate & weldments (332000A1) (for NAICS 333999)
228. Sheet metal products, not stampings (332000A9) (for NAICS 333997)
229. Metal stampings (332000AC) (for NAICS 333923)
230. Forgings (33210001) (for NAICS 333923)
231. Forgings (33210001) (for NAICS 333991)
232. Forgings (33210001) (for NAICS 333992)
233. Forgings (33210001) (for NAICS 333995)
234. Forgings (33210001) (for NAICS 333996)
235. Forgings (33210001) (for NAICS 333997)
236. Forgings (33210001) (for NAICS 333999)
237. Iron & steel forgings (33211101) (for NAICS 333911)
238. Iron & steel forgings (33211101) (for NAICS 333912)
239. Iron & steel forgings (33211101) (for NAICS 333913)
240. Iron & steel forgings (33211101) (for NAICS 333921)
241. Iron & steel forgings (33211101) (for NAICS 333922)
242. Iron & steel forgings (33211101) (for NAICS 333924)
243. Nonferrous forgings (33211201) (for NAICS 333911)
244. Nonferrous forgings (33211201) (for NAICS 333912)
245. Nonferrous forgings (33211201) (for NAICS 333913)
246. Nonferrous forgings (33211201) (for NAICS 333921)
247. Nonferrous forgings (33211201) (for NAICS 333922)
248. Nonferrous forgings (33211201) (for NAICS 333924)
249. Metal bolts, nuts, screws, washers, rivets & screw machine products (33272203) (for NAICS 333911)
250. Metal bolts, nuts, screws, washers, rivets & screw machine products (33272203) (for NAICS 333912)
251. Metal bolts, nuts, screws, washers, rivets & screw machine products (33272203) (for NAICS 333913)
252. Metal bolts, nuts, screws, washers, rivets & screw machine products (33272203) (for NAICS 333922)
253. Metal bolts, nuts, screws, washers, rivets & screw machine products (33272203) (for NAICS 333923)

Specialist General-purpose Machinery Industry (B2B Procurement)

254. Metal bolts, nuts, screws, washers, rivets & screw machine products (33272203) (for NAICS 333991)
255. Metal bolts, nuts, screws, washers, rivets & screw machine products (33272203) (for NAICS 333992)
256. Metal bolts, nuts, screws, washers, rivets & screw machine products (33272203) (for NAICS 333995)
257. Metal bolts, nuts, screws, washers, rivets & screw machine products (33272203) (for NAICS 333996)
258. Metal bolts, nuts, screws, washers, rivets & screw machine products (33272203) (for NAICS 333997)
259. Metal bolts, nuts, screws, washers, rivets & screw machine products (33272203) (for NAICS 333999)
260. Fabricated metal wire products, wire rope, cable, springs, etc. (33290009) (for NAICS 333923)
261. Fluid power hose or tube fittings & assemblies (hydraulic & pneumatic) (33291203) (for NAICS 333921)
262. Fluid power hose or tube fittings & assemblies (hydraulic & pneumatic) (33291203) (for NAICS 333922)
263. Fluid power hose or tube fittings & assemblies (hydraulic & pneumatic) (33291203) (for NAICS 333923)
264. Fluid power hose or tube fittings & assemblies (hydraulic & pneumatic) (33291203) (for NAICS 333924)
265. Fluid power hose or tube fittings & assemblies (hydraulic & pneumatic) (33291203) (for NAICS 333999)
266. Fluid power valves (hydraulic & pneumatic) (33291207) (for NAICS 333921)
267. Fluid power valves (hydraulic & pneumatic) (33291207) (for NAICS 333922)
268. Fluid power valves (hydraulic & pneumatic) (33291207) (for NAICS 333923)
269. Fluid power valves (hydraulic & pneumatic) (33291207) (for NAICS 333924)
270. Fluid power valves (hydraulic & pneumatic) (33291207) (for NAICS 333999)
271. Fluid power valves & hose & tube fittings & assemblies (33291211) (for NAICS 333911)
272. Fluid power valves & hose & tube fittings & assemblies (33291211) (for NAICS 333912)
273. Fluid power valves & hose & tube fittings & assemblies (33291211) (for NAICS 333913)
274. Metal pipe, valves & pipe fittings (not forgings) (33291901) (for NAICS 333911)
275. Metal pipe, valves & pipe fittings (not forgings) (33291901) (for NAICS 333912)
276. Metal pipe, valves & pipe fittings (not forgings) (33291901) (for NAICS 333913)
277. Metal pipe, valves & pipe fittings (not forgings) (33291901) (for NAICS 333995)
278. Metal pipe, valves & pipe fittings (not forgings) (33291901) (for NAICS 333996)
279. Metal pipe, valves & pipe fittings (not forgings) (33291901) (for NAICS 333999)
280. Ball & roller bearings (mounted or unmounted) (33299101) (for NAICS 333911)
281. Ball & roller bearings (mounted or unmounted) (33299101) (for NAICS 333912)
282. Ball & roller bearings (mounted or unmounted) (33299101) (for NAICS 333913)
283. Ball & roller bearings (mounted or unmounted) (33299101) (for NAICS 333923)
284. Ball & roller bearings (mounted or unmounted) (33299101) (for NAICS 333991)
285. Ball & roller bearings (mounted or unmounted) (33299101) (for NAICS 333993)
286. Ball & roller bearings (mounted or unmounted) (33299101) (for NAICS 333999)
287. Roller bearings (mounted or unmounted) (33299103) (for NAICS 333921)
288. Roller bearings (mounted or unmounted) (33299103) (for NAICS 333922)
289. Roller bearings (mounted or unmounted) (33299103) (for NAICS 333924)
290. Roller bearings (mounted or unmounted) (33299103) (for NAICS 333992)
291. Roller bearings (mounted or unmounted) (33299103) (for NAICS 333995)
292. Roller bearings (mounted or unmounted) (33299103) (for NAICS 333996)
293. Ball bearings (mounted or unmounted) (33299105) (for NAICS 333921)
294. Ball bearings (mounted or unmounted) (33299105) (for NAICS 333922)
295. Ball bearings (mounted or unmounted) (33299105) (for NAICS 333924)
296. Ball bearings (mounted or unmounted) (33299105) (for NAICS 333992)
297. Ball bearings (mounted or unmounted) (33299105) (for NAICS 333995)
298. Ball bearings (mounted or unmounted) (33299105) (for NAICS 333996)
299. Cutting tools for machine tools (33351503) (for NAICS 333995)
300. Cutting tools for machine tools (33351503) (for NAICS 333996)
301. Mechanical speed changers, gears & industrial high-speed drives (33361200) (for NAICS

Specialist General-purpose Machinery Industry (B2B Procurement)

- 333921)
- 302. Mechanical speed changers, gears & industrial high-speed drives (33361200) (for NAICS 333922)
- 303. Mechanical speed changers, gears & industrial high-speed drives (33361200) (for NAICS 333923)
- 304. Mechanical speed changers, gears & industrial high-speed drives (33361200) (for NAICS 333924)
- 305. Mechanical speed changers, gears & industrial high-speed drives (33361200) (for NAICS 333991)
- 306. Mechanical speed changers, gears & industrial high-speed drives (33361200) (for NAICS 333993)
- 307. Mechanical speed changers, gears & industrial high-speed drives (33361200) (for NAICS 333995)
- 308. Mechanical speed changers, gears & industrial high-speed drives (33361200) (for NAICS 333996)
- 309. Mechanical speed changers, gears & industrial high-speed drives (33361200) (for NAICS 333999)
- 310. Plain bearings & bushings (33361301) (for NAICS 333995)
- 311. Plain bearings & bushings (33361301) (for NAICS 333996)
- 312. Mechanical power transmission equipment (33361303) (for NAICS 333993)
- 313. Gasoline & carburetor engines (33361805) (for NAICS 333921)
- 314. Gasoline & carburetor engines (33361805) (for NAICS 333922)
- 315. Gasoline & carburetor engines (33361805) (for NAICS 333924)
- 316. Engines (diesel, semidiesel, gasoline & carburetor) (33361809) (for NAICS 333911)
- 317. Engines (diesel, semidiesel, gasoline & carburetor) (33361809) (for NAICS 333912)
- 318. Engines (diesel, semidiesel, gasoline & carburetor) (33361809) (for NAICS 333913)
- 319. Engines (diesel, semidiesel, gasoline & carburetor) (33361809) (for NAICS 333923)
- 320. Pumps & pump parts, not fluid power (complete assemblies) (33391101) (for NAICS 333999)
- 321. Packaging machinery devices for incorporation into complete finished product (33399309) (for NAICS 333993)
- 322. Electric heating elements for industrial furnaces, ovens & kilns (33399400) (for NAICS 333994)
- 323. Fluid power cylinders & rotary actuators (hydraulic & pneumatic) (33399501) (for NAICS 333921)
- 324. Fluid power cylinders & rotary actuators (hydraulic & pneumatic) (33399501) (for NAICS 333922)
- 325. Fluid power cylinders & rotary actuators (hydraulic & pneumatic) (33399501) (for NAICS 333923)
- 326. Fluid power cylinders & rotary actuators (hydraulic & pneumatic) (33399501) (for NAICS 333924)
- 327. Fluid power cylinders & rotary actuators (hydraulic & pneumatic) (33399501) (for NAICS 333999)
- 328. Fluid power pumps, motors & hydrostatic transmissions (hydraulic & pneumatic) (33399601) (for NAICS 333911)
- 329. Fluid power pumps, motors & hydrostatic transmissions (hydraulic & pneumatic) (33399601) (for NAICS 333912)
- 330. Fluid power pumps, motors & hydrostatic transmissions (hydraulic & pneumatic) (33399601) (for NAICS 333913)
- 331. Fluid power pumps, motors & hydrostatic transmissions (hydraulic & pneumatic) (33399601) (for NAICS 333921)
- 332. Fluid power pumps, motors & hydrostatic transmissions (hydraulic & pneumatic) (33399601) (for NAICS 333922)
- 333. Fluid power pumps, motors & hydrostatic transmissions (hydraulic & pneumatic) (33399601) (for NAICS 333923)
- 334. Fluid power pumps, motors & hydrostatic transmissions (hydraulic & pneumatic) (33399601) (for NAICS 333924)
- 335. Fluid power pumps, motors & hydrostatic transmissions (hydraulic & pneumatic) (33399601) (for NAICS 333993)
- 336. Fluid power pumps, motors & hydrostatic transmissions (hydraulic & pneumatic) (33399601)

(for NAICS 333999)

- 337. Fluid power pumps (33399603) (for NAICS 333995)
- 338. Fluid power pumps (33399603) (for NAICS 333996)
- 339. Fluid power filters (hydraulic & pneumatic) (33399901) (for NAICS 333921)
- 340. Fluid power filters (hydraulic & pneumatic) (33399901) (for NAICS 333922)
- 341. Fluid power filters (hydraulic & pneumatic) (33399901) (for NAICS 333923)
- 342. Fluid power filters (hydraulic & pneumatic) (33399901) (for NAICS 333924)
- 343. Fluid power filters (hydraulic & pneumatic) (33399901) (for NAICS 333999)
- 344. Industrial robots for fabrication with welding equipment (33399903) (for NAICS 333992)
- 345. Semiconductors, transistors, diodes, rectifiers & integrated circuits for circuitry (33441300)

(for NAICS 333997)

- 346. Pressure gauges (33451300) (for NAICS 333992)
- 347. Electrical industrial capacitors, resistors, rheostats & coil windings (33500007) (for NAICS 333992)
- 348. Transformers & electric power transmission & distribution equipment (33530000) (for NAICS 333993)
- 349. Electric motors & generators (33531201) (for NAICS 333922)
- 350. Electric motors & generators (33531201) (for NAICS 333923)
- 351. Electric motors & generators (33531201) (for NAICS 333991)
- 352. Electric motors & generators (33531201) (for NAICS 333993)
- 353. Electric motors & generators (33531201) (for NAICS 333995)
- 354. Electric motors & generators (33531201) (for NAICS 333996)
- 355. Electric motors & generators (33531201) (for NAICS 333999)
- 356. Fractional horsepower electric motors (less than 1 hp) (not timing motors) (33531205) (for NAICS 333921)
- 357. Fractional horsepower electric motors (less than 1 hp) (not timing motors) (33531205) (for NAICS 333924)
- 358. Fractional horsepower electric timing motors, synchronous & subsynchronous (less than 1 hp) (33531209) (for NAICS 333992)
- 359. Fractional horsepower electric motors (less than 1 hp) (33531211) (for NAICS 333911)
- 360. Fractional horsepower electric motors (under 1 hp) (33531217) (for NAICS 333912)
- 361. Fractional horsepower electric motors (under 1 hp) (33531217) (for NAICS 333913)
- 362. Integral horsepower electric motors & generators (1 hp or more) (33531221) (for NAICS 333911)
- 363. Integral horsepower electric motors & generators (1 hp or more) (33531221) (for NAICS 333912)
- 364. Integral horsepower electric motors & generators (1 hp or more) (33531221) (for NAICS 333913)
- 365. Integral horsepower electric motors & generators (1 hp or more) (33531221) (for NAICS 333921)
- 366. Integral horsepower electric motors & generators (1 hp or more) (33531221) (for NAICS 333924)
- 367. Integral horsepower electric motors & generators (1 hp or more) (33531221) (for NAICS 333992)
- 368. Fractional horsepower electric motors (less than 1 hp), not timing motors (33531223) (for NAICS 333992)
- 369. Relays & industrial controls for drives, clutches, brakes, motors & programmable controllers (33531407) (for NAICS 333993)
- 370. Storage batteries (33591101) (for NAICS 333921)
- 371. Storage batteries (33591101) (for NAICS 333924)
- 372. Storage batteries (33591101) (for NAICS 333991)
- 373. Appliance outlets, switches, lampholders & current-carrying wiring devices (33593103) (for NAICS 333997)
- 374. Gaskets (all types) & packing & sealing devices (33999103) (for NAICS 333911)
- 375. Gaskets (all types) & packing & sealing devices (33999103) (for NAICS 333912)
- 376. Gaskets (all types) & packing & sealing devices (33999103) (for NAICS 333913)
- 377. Gaskets (all types) & packing & sealing devices (33999103) (for NAICS 333995)
- 378. Gaskets (all types) & packing & sealing devices (33999103) (for NAICS 333996)
- 379. Raw & Feedstock Materials, n.e.c.
- 380. Finished Materials, n.e.c.

Specialist General-purpose Machinery Industry (B2B Procurement)

- 381. All other Input Materials & Components, n.e.c.
  - 382. Buildings & Fittings
  - 383. Plant & Equipment
  - 384. Vehicles & Equipment
  - 385. Data Processing, Software & Office Equipment
  - 386. Miscellaneous Capital Purchases
  - 387. New Technology Purchases
  - 388. Process Technology Purchases
  - 389. Research & Development Purchases
  - 390. Fuel Purchases
  - 391. Energy Purchases
  - 392. Sub-Contracted Work Purchased
  - 393. After-Sales Services Purchased
  - 394. Technical Process Services Purchased
  - 395. Technical Product Services Purchased
  - 396. Legal & Public Relations Services Purchased
  - 397. Leasing of Buildings
  - 398. Rental & Leasing of Equipment
  - 399. Financial Services Purchased
  - 400. Building Maintenance & Services Purchased
  - 401. Equipment Maintenance & Services Purchased
  - 402. Services Purchased
  - 403. Telecommunications & Data Services
  - 404. Travel, Hotel & Subsistence Purchased
  - 405. Office Supplies, Mailing,
  - 406. Advertising Services & Media Purchases
  - 407. Advertising Materials Purchases
  - 408. Point of Sales Materials Purchases
  - 409. Promotional Materials & Services Purchases
  - 410. Sales Materials & Promotional Print
  - 411. Contracted Logistics Services
  - 412. Logistics Services Purchased
  - 413. Contracted Warehouse & Storage Services
  - 414. Warehouse & Storage Purchases
  - 415. Contracted Product Handling Services
  - 416. Product Handling Services Purchased
  - 417. Contracted Process Services
  - 418. Product Process Service Purchases
-



## Geographic Coverage

Albania	Germany	Nicaragua
Algeria	Ghana	Nigeria
Angola	Greece	Norway
Argentina	Guadeloupe	Oman
Armenia	Guatemala	Pakistan
Aruba	Guinea	Panama
Australia	Guinea-Bissau	Papua
Austria	Guyana	Paraguay
Azerbaijan	Haiti	Peru
Bahamas	Honduras	Philippines
Bahrain	Hong Kong	Poland
Bangladesh	Hungary	Portugal
Barbados	Iceland	Puerto Rico
Belarus	India	Qatar
Belgium	Indonesia	Reunion
Belize	Iran	Romania
Bhutan	Iraq	Russia
Bolivia	Ireland	Saudi Arabia
Bosnia + Herzegovina	Israel	Senegal
Botswana	Italy	Serbia + Montenegro
Brazil	Jamaica	Sierra Leone
Brunei	Japan	Singapore
Bulgaria	Jordan	Slovakia
Burma	Kazakhstan	Slovenia
Cambodia	Kenya	South Africa
Cameroon	Korea South	Spain
Canada	Kuwait	Sri Lanka
Chile	Kyrgyzstan	Sudan
China	Laos	Suriname
Colombia	Latvia	Swaziland
Republic of Congo	Lebanon	Sweden
D R Congo - Zaire	Lesotho	Switzerland
Costa Rica	Liberia	Syria
Cote d'Ivoire	Libya	Taiwan
Croatia	Lithuania	Tajikistan
Cuba	Luxembourg	Tanzania
Cyprus	Macedonia	Thailand
Czech Republic	Madagascar	Trinidad
Denmark	Malawi	Tunisia
Dominica	Malaysia	Turkey
Dominican Republic	Martinique	Turkmenistan
Ecuador	Mauritius	Uganda
Egypt	Micronesia	Ukraine
El Salvador	Mexico	United Arab Emirates
Estonia	Moldova	United Kingdom
Ethiopia	Mongolia	United States
Finland	Morocco	Uruguay
France	Mozambique	Uzbekistan
French Guiana	Namibia	Venezuela
Gabon	Netherlands	Vietnam
Gambia	Netherlands Antilles	Zambia
Georgia	New Zealand	Zimbabwe

**See Data Caveat below.**

## Financial data

The databases will give Financial data for each of the below Specialist General-purpose Machinery Industry (B2B Procurement) Financial Data and Margins, by country, by year Historic from 2007, and a Forecast by year to 2028. Data will be given for EACH of the countries covered.

## Balance Sheet Data

To see what such a spreadsheet looks like: <http://www.datagroup.org/FOM.xls>

Total Sales, Domestic Sales, Exports, Pre-tax Profit, Interest Paid, Non-trading Income, Operating Profit, Depreciation: Structures, Depreciation: Plant and Equipment, Depreciation: Miscellaneous Items, Total Depreciation, Trading Profit, Intangible Assets, Intermediate Assets, Fixed Assets: Structures, Fixed Assets: Plant and Equipment, Fixed Assets: Miscellaneous Items, Fixed Assets, Capital Expenditure on Structures, Capital Expenditure on Plant and Equipment, Capital Expenditure on Vehicles, Capital Expenditure on Data Processing Equipment, Capital Expenditure on Miscellaneous Items, Total Capital Expenditure, Retirements: Structures, Retirements: Plant and Equipment, Retirements: Miscellaneous Items, Total Retirements, Total Fixed Assets, Finished Product Stocks, Work in Progress as Stocks, Materials as Stocks, Total Stocks / Inventory, Debtors, Total Maintenance Costs, Services Purchased, Miscellaneous Current Assets, Total Current Assets, Total Assets, Creditors, Short Term Loans, Miscellaneous Current Liabilities, Total Current Liabilities, Net Assets / Capital Employed, Shareholders Funds, Long Term Loans, Miscellaneous Long Term Liabilities, Workers, Hours Worked, Work in 1st Quarter, Work in 2nd Quarter, Work in 3rd Quarter, Work in 4th Quarter, Total Employees, Raw Materials Cost, Finished Materials Cost, Fuel Cost, Electricity Cost, Total Input Supplies / Materials and Energy Costs, Payroll Costs, Wages, Directors' Remunerations, Employee Benefits, Employee Commissions, Total Employees Remunerations, Sub Contractors, Rental & Leasing: Structures, Rental & Leasing: Plant and Equipment, Total Rental & Leasing Costs, Maintenance: Structures, Maintenance: Plant and Equipment, Communications Costs, Miscellaneous Expenses, Sales Personnel Variable & Commission Costs, Sales Expenses and Costs, Sales Materials Costs, Total Sales Costs, Distribution Fixed Costs, Distribution Variable Costs, Warehousing Fixed Costs, Warehousing Variable Costs, Physical Handling Fixed Costs, Physical Handling Variable Costs, Physical Process Fixed Costs, Physical Process Variable Costs, Total Distribution and Handling Costs, Mailing & Correspondence Costs, Media Advertising Costs, Advertising Materials & Print Costs, POS & Display Costs, Exhibition & Events Costs, Total Advertising Costs, Product Returns & Rejection Costs, Product Installation & Re-Installation Costs, Product Breakdown & Post Installation Costs, Product Systems & Configuration Costs, Product Service & Maintenance Costs, Customer Problem Solving & Customer Complaint Costs, Total After-Sales Costs, Total Marketing Costs, New Technology Expenditure, New Production Technology Expenditure, Total Research and Development Expenditure, Total Operational & Process Costs, Debtors within Agreed Terms, Debtors Outside Agreed Terms, Un-recoverable Debts.

## Financial Margins & Ratios Data

To see what such a spreadsheet looks like: <http://www.datagroup.org/GOM.xls>

Return on Capital, Return on Assets, Return on Shareholders' Funds, Pre-tax Profit Margins, Operating Profit Margin, Trading Profit Margin, Return on Investment, Assets Utilisation (given as a ratio of Sales to Total Assets), Sales as a ratio of Fixed Assets, Stock Turnover (Sales as a ratio of Stocks), Credit Period, Creditors' Ratio (given as Creditors divided by Sales times 365 days), Default Debtors given as a Ratio of Total Debtors, Un-Recoverable Debts given as a Ratio of Total Debts, Working Capital / Sales, Materials & Energy Costs as a % of Sales, Added Value, Investment as a Ratio of Added Value, Value of Plant & Equipment as a % of Sales, Vertical Integration (Value Added as a % of Sales), Research & Development Investment as a % of Sales, Capital Expenditure Investment as a % of Sales, Marketing Costs as a % of Sales, Current Ratio (Current Assets as a ratio of Current Liabilities), Quick Ratio, Borrowing Ratio (or Total Debt as a ratio of Net Worth), Equity Ratio (Shareholders Funds as a ratio of Total Liabilities), Income Gearing, Total Debt as a ratio of Working Capital, Debt Gearing Ratio (Long Term Loans as a ratio of Net Worth), Average Remuneration (all employees - full and part), Profit per Employee, Sales per Employee, Remunerations / Sales, Fixed Assets per Employee, Capital Employed per Employee, Total Assets per Employee, Value of Average Investment per Employee, Value Added per Employee, Materials Costs as a % of Sales, Wage Costs as a % of Sales, Payroll and Wages as a Ratio to Materials, Variable Costs as a % of Sales, Fixed Costs as a % of Sales, Fixed Costs as a Ratio of Variable Costs, Distribution Costs as a % of Sales, Warehousing Costs as a % of Sales, Physical Costs as a % of Sales, Fixed as a Ratio of Variable Distribution Costs, Fixed as a Ratio of Variable Warehousing Costs, Fixed as a Ratio of Variable Physical Costs, Fixed as a Ratio of Variable Total Distribution & Handling Costs, Product Returns & Rejections Costs as a % of Sales, Product Installation & Associated Costs as a % of Sales, Product Breakdown & Associated Costs as a % of Sales, Product Systems & Associated Costs as a % of Sales, Product Service & Associated Costs as a % of Sales, Customer Complaint & Associated Costs as a % of Sales, Stock Work in Progress & Materials as a Ratio of Finished Products, Stock Materials as a Ratio of Work in Progress, Un-recoverable Debts as a Ratio of Total Debt, Un-recoverable Debts as a Ratio of Debts Within Agreed Terms, Total Sales Costs as a % of Sales, Total Distribution & Handling Costs as a % of Sales, Total Advertising Costs as a % of Sales, Total After-Sales Costs as a % of Sales, Total Customer Compensation Costs as a % of Sales, Total Variable Marketing Costs as a % of Sales, Total Fixed Marketing Costs as a % of Sales, Total Fixed Marketing Costs as a Ratio of Total Variable Marketing Co, Variable Sales Personnel Costs as a Ratio of Marketing Costs, Variable Distribution & Handling Costs as a Ratio of Marketing Costs, Variable Advertising Costs as a Ratio of Marketing Costs, Variable After-Sales Costs as a Ratio of Marketing Costs, Sales Personnel Variable Costs as a Ratio of Sales, Sales Personnel Variable Costs as a Ratio of Debtors, Sales Personnel Variable Costs as a Ratio of Un-Recoverable Debtors, Exports as a % of Sales, \$ Hourly Pay Rate, \$ Hourly Wage Rate, Capital Employed.

## General Contents

### Specialist General-purpose Machinery Industry (B2B Procurement) World Purchasing & Procurement Database

This report provides users with commercial intelligence on markets and industries in over 200 countries. The report analyses the world markets with a basic point of reference, namely a base country. The Client can select the base reference country when ordering the database.

These reports are formatted to give both a narrative description of the various matters covered as well as provide readers with the ability to directly use the Chapters (via Microsoft Word or compatible word processors) to produce their own reports and documentation. Experienced users will be able to use the spreadsheet and databases to generate highly detailed narrative reports, charts and graphics - as well as sophisticated business and commercial forecasts and models. The databases are provided in both Excel spreadsheets and an Access database. Explanatory notes are provided as Word documents or in PDF formats.

As an entry level product the narrative is necessarily illustrative in its terminology and seeks to provide a basic degree of business logic and theory which indicates the rationale applied in the forecasting and modelling methodology.

The databases are specifically designed to provide users with a uniform and consistent numeric measure of both (normally) quantifiable values as well as conceptual factors which are (usually) only capable of qualification. Experienced users will know how to apply forecasting and modelling software to the numeric data provided to generate highly detailed and discrete business planning models. The databases provided in this report can be used directly with databases on other products, markets and industries in other countries. The databases are specifically designed to be transnational, currency neutral, inflation and purchasing parity adjusted, product parity and product equivalent adjusted, opportunity cost adjusted, and numerically compatible; they all can be linked or merged programmatically in business planning models to provide multi-national and multi-level analysis.

The report databases are designed to give a common definition, unit of measure and quantification of markets in over 200 countries. These reports rely on data collection at various levels of the product flow; this effectively means, the producer, the distribution channels and the end user or consumers. This data is then correlated with any national and international statistical data produced by official agencies. Unfortunately, product flow data gathering in some countries is difficult, and furthermore the official statistical data is both inaccurate and sparse. In such circumstances, in some countries, we have to flag a Data Caveat as a warning.

#### Choice of Base Reference Country

As report databases are generated specifically for each client order, the client can select which Base Country the database uses. The choice of a Base Country is important as it puts the database into the client's own perspective. This is important, for example, in respect of Purchasing Parity data or the results of End User Survey data where the world data is presented from the relative position of the Base Country. Where a client does not specify a Base Reference country, the database is generated with the Base Reference country being the same country as the client.



## Market Research Contents

Please also see the Notes to the contents: [Notes](#)

Within each heading there are links with detailed descriptions and explanation of the contents; these can be opened when the link is clicked.

Chapters	Pages	Volumes	Diagrams, Maps & Illustrations	Spreadsheets & Database tables
59	2007	Online & DVD	c. 550	c. 9000


The Specialist General-purpose Machinery Industry (B2B Procurement) World B2B Purchasing Report & Database gives data on the Business-to-Business Purchases of Raw Materials, Semi-Finished & Finished Products, plus all other business-to-business Purchases and Expenses by the 23,429 entities in the Specialist general-purpose machinery industry sector. The data analyses each of 200 countries.

The Specialist General-purpose Machinery Industry (B2B Procurement) World Database gives Purchasing by Products & Services by 6 to 10-Digit NAICS Product Codes by 3 Time series: From 2007, Forecast to 2028 & 2045 for over 200 countries

419 Products / Services / Expenses are covered, 2061 pages, 9917 spreadsheets, 9725 database tables, 590 illustrations. Updated monthly. 12 month After-Sales Service.

## Databases & Structures

**Root Folder**



**Specialist General-purpose Machinery Industry (B2B Procurement) Report Database**























This folder contains a number of general files, plus the various main Chapter Files.

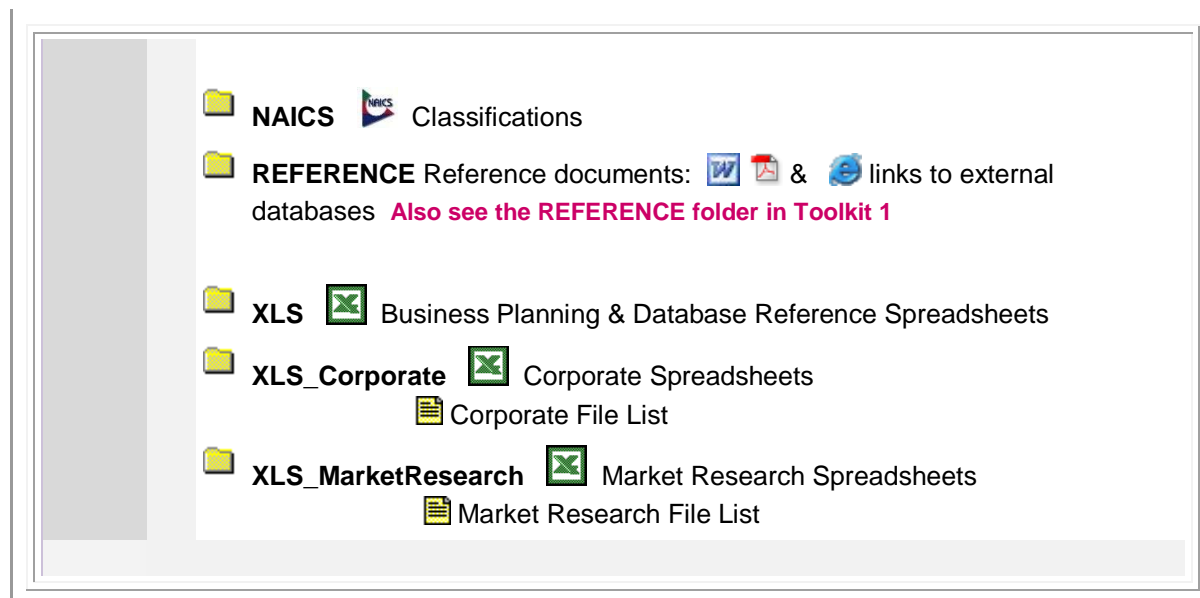
**Summary Documents**

The Report contains 2 Summary documents for the Market Research which can be opened in a Browser or as a Word document and paginated.

If required these files can then be saved as PDF files:-

1. [MR\\_Executive\\_Summary\\_Brief.html](#) of about 70 pages.
2. [MR\\_Executive\\_Summary.html](#) of about 950 pages.

-  **Market Research**  
This folder contains the main Market Research files.
-  **Corporate Research**  
Where the database is specified as having Corporate Intelligence, this folder contains the main Corporate Research files.
-  **Research Data**  
This folder contains the Market Research files which are specific to the edition of the report.
-  **BUSINESS PLANNING**  
This folder contains the Business Plan Documents & Boilerplates  
**Also see the Business Plan Images folder in Toolkit 1**
  
-  **BASE\_FOLDERS** Significant folders include:-
  -  **CHAPTERS in HTM** HTM files listing the Chapter contents
  -  **Cities** HTM files listing Cities & Towns in the database
  -  **HELP** Help documents **Also see the HELP folder in Toolkit 1**
  -  **MAPS**
  -  **MDB** Access databases
    -  MarketResearch.mdb
      -  MarketResearch.mdb Table List
    -  World.mdb
      -  World.mdb Table List
    -  World\_Product\_Sectors.mdb
      -  World\_Product\_Sectors.mdb Table List
    -  Corporate.mdb
      -  Corporate.mdb Table List
    -  Base.mdb General & Database Reference tables in 'Base\_mdb\_Database.zip' file [Size 75.8MB]
    -  Data.exe Supplemental Database extraction [Optional. 547 databases for Modelling Level products. Size 2.56GB]
    -  Auxiliary\_Data.exe Auxiliary Database extraction [Optional. 44 databases for Modelling Level products. Size 298MB]
    -  Data\_Help.exe Help file extraction [Optional. 10,400 help files for Modelling Level products. Size 34MB]



## Documents & Manuals

There are additional resources to be found in Toolkit 1 which can be used to assist the interpretation and manipulation of the database. These are:-

1. Data Manuals on the Report Contents
2. Documents & Templates on the Report Contents
3. Help files on the Report Contents
4. Manuals & Templates on the Report Contents

## NAICS / SIC coded reports and databases

This database is a Market database which is designed to be compatible with U.S. government databases.

For NAICS / SIC coded reports and databases, the report structures, datasets, field names, et al, are an analogue of U.S. Department of Commerce databases, and the U.S. Census databases, are designed to provide an analogue of U.S. Census data, but in a worldwide context. The products are described under their NAICS or SIC coding. This coding system classifies products within Product Codes.

For a full explanation of the NAICS coding system see: <http://www.census.gov/eos/www/naics/>

These product / revenue lines codes are of course determined by the U.S. Government agencies.

However if users want additional data then this can be extracted from the various databases and surveys as part of the After-Sales Service.

For a detailed Table of Contents for each chapter, database or spreadsheet: **click** on the **Blue headings shown below**. This will open a page in your browser which fully specifies the contents of that heading.

## Spreadsheets

[Financial](#) 

[Industry](#) 

[Market](#) 

[Competitive](#) 

[Critical Parameters](#) 

[Decision Makers](#) 

[Market Segmentation](#) 

[Marketing Costs](#) 

[Performance](#) 

[Product Launch](#) 

## Chapters

1 [OVERSEAS DEVELOPMENT](#)

2 [ADMINISTRATION](#)

3 [ADVERTISING](#)

4 [BUYERS – COMMERCIAL OPERATIONS](#)

5 [BUYERS – COMPETITORS](#)

6 [BUYERS – MAJOR CITY](#)

7 [BUYERS – PRODUCTS](#)

8 [BUYERS – TRADE CELL](#)

9 [COMPETITIVE INDUSTRY ANALYSIS](#)

10 [COMPETITOR ANALYSIS](#)

11 [COUNTRY FOCUS](#)

12 [DISTRIBUTION](#)

13 [FINANCIAL - BUSINESS DECISION SCENARIOS](#)

14 [FINANCIAL - CAPITAL COSTS FINANCIAL SCENARIOS](#)

15 [FINANCIAL - CASHFLOW OPTION SCENARIOS](#)

- 16 FINANCIAL - COST STRUCTURE SCENARIOS
- 17 FINANCIAL - HISTORIC INDUSTRY BALANCE SHEET
- 18 FINANCIAL - HISTORIC MARKETING COSTS & MARGINS
- 19 FINANCIAL - INVESTMENT + COST REDUCTION SCENARIOS
- 20 FINANCIAL - MARKET CLIMATE SCENARIOS
- 21 FINANCIAL – MARKETING COSTS
- 22 FINANCIAL - MARKETING EXPENDITURE SCENARIOS
- 23 FINANCIAL – MARKETING MARGINS
- 24 FINANCIAL - STRATEGIC OPTIONS SCENARIOS
- 25 FINANCIAL - SURVIVAL SCENARIOS
- 26 FINANCIAL - TACTICAL OPTIONS SCENARIOS
- 27 GEOGRAPHIC DATA
- 28 INDUSTRY - NORMS
- 29 MAJOR CITY MARKET ANALYSIS
- 30 MARKET CAPITAL ACCESS SCENARIOS
- 31 MARKET CASHFLOW SCENARIOS
- 32 MARKET ECONOMIC CLIMATE SCENARIOS
- 33 MARKET INVESTMENT + COSTS SCENARIOS
- 34 MARKET MARKETING EXPENDITURE SCENARIOS
- 35 MARKET RISK SCENARIOS
- 36 MARKET STRATEGIC OPTION SCENARIOS
- 37 MARKET SURVIVAL OPTION SCENARIOS
- 38 MARKET TACTICAL OPTION SCENARIOS
- 39 MARKETING EXPENDITURE -v- MARKET SHARE
- 40 MARKETING STRATEGY DEVELOPMENT
- 41 MARKETS
- 42 OPERATIONAL ANALYSIS
- 43 PERSONNEL MANAGEMENT

44 PHYSICAL DISTRIBUTION + CUSTOMER HANDLING

45 PRICING

46 PROCESS + ORDER HANDLING

47 PRODUCT ANALYSIS

48 PRODUCT DEVELOPMENT

49 PRODUCT MARKETING FACTORS

50 PRODUCT MIX

51 PRODUCT SUMMARY

52 PROFIT RISK SCENARIOS

53 PROMOTIONAL MIX

54 SALESFORCE DECISIONS

55 SALES PROMOTION

56 SURVEYS

57 TARGETS - PRODUCT + MARKET

58 TECHNOLOGY

59 TRADE CELL ANALYSIS

## Specialist General-purpose Machinery Industry (B2B Procurement)

<b>Countries</b>	<b>Market</b>	<b>Market Forecast</b>	<b>Financial Forecast</b>	<b>Financial Margins</b>	<b>Historic Financial</b>	<b>Historic Costs</b>	<b>Industry Norms</b>
Albania	Market	Forecast	Forecast	Forecast	Historic	Historic	Norms
Algeria	Market	Forecast	Forecast	Forecast	Historic	Historic	Norms
Angola	Market	Forecast	Forecast	Forecast	Historic	Historic	Norms
Argentina	Market	Forecast	Forecast	Forecast	Historic	Historic	Norms
Armenia	Market	Forecast	Forecast	Forecast	Historic	Historic	Norms
Aruba	Market	Forecast	Forecast	Forecast	Historic	Historic	Norms
Australia	Market	Forecast	Forecast	Forecast	Historic	Historic	Norms
Austria	Market	Forecast	Forecast	Forecast	Historic	Historic	Norms
Azerbaijan	Market	Forecast	Forecast	Forecast	Historic	Historic	Norms
Bahamas	Market	Forecast	Forecast	Forecast	Historic	Historic	Norms
Bahrain	Market	Forecast	Forecast	Forecast	Historic	Historic	Norms
Bangladesh	Market	Forecast	Forecast	Forecast	Historic	Historic	Norms
Barbados	Market	Forecast	Forecast	Forecast	Historic	Historic	Norms
Belarus	Market	Forecast	Forecast	Forecast	Historic	Historic	Norms
Belgium	Market	Forecast	Forecast	Forecast	Historic	Historic	Norms
Belize	Market	Forecast	Forecast	Forecast	Historic	Historic	Norms
Bermuda	Market	Forecast	Forecast	Forecast	Historic	Historic	Norms
Bhutan	Market	Forecast	Forecast	Forecast	Historic	Historic	Norms
Bolivia	Market	Forecast	Forecast	Forecast	Historic	Historic	Norms
Bosnia & Herzegovina	Market	Forecast	Forecast	Forecast	Historic	Historic	Norms
Botswana	Market	Forecast	Forecast	Forecast	Historic	Historic	Norms
Brazil	Market	Forecast	Forecast	Forecast	Historic	Historic	Norms
Brunei	Market	Forecast	Forecast	Forecast	Historic	Historic	Norms
Bulgaria	Market	Forecast	Forecast	Forecast	Historic	Historic	Norms
Cambodia	Market	Forecast	Forecast	Forecast	Historic	Historic	Norms
Cameroon	Market	Forecast	Forecast	Forecast	Historic	Historic	Norms
Canada	Market	Forecast	Forecast	Forecast	Historic	Historic	Norms
Chad	Market	Forecast	Forecast	Forecast	Historic	Historic	Norms
Chile	Market	Forecast	Forecast	Forecast	Historic	Historic	Norms
China	Market	Forecast	Forecast	Forecast	Historic	Historic	Norms
Colombia	Market	Forecast	Forecast	Forecast	Historic	Historic	Norms
Costa Rica	Market	Forecast	Forecast	Forecast	Historic	Historic	Norms
Cote d'Ivoire	Market	Forecast	Forecast	Forecast	Historic	Historic	Norms
Croatia	Market	Forecast	Forecast	Forecast	Historic	Historic	Norms
Cuba	Market	Forecast	Forecast	Forecast	Historic	Historic	Norms
Cyprus	Market	Forecast	Forecast	Forecast	Historic	Historic	Norms
Czech Republic	Market	Forecast	Forecast	Forecast	Historic	Historic	Norms
Denmark	Market	Forecast	Forecast	Forecast	Historic	Historic	Norms
Dominica	Market	Forecast	Forecast	Forecast	Historic	Historic	Norms
Dominican Republic	Market	Forecast	Forecast	Forecast	Historic	Historic	Norms
Ecuador	Market	Forecast	Forecast	Forecast	Historic	Historic	Norms
Egypt	Market	Forecast	Forecast	Forecast	Historic	Historic	Norms
El Salvador	Market	Forecast	Forecast	Forecast	Historic	Historic	Norms
Estonia	Market	Forecast	Forecast	Forecast	Historic	Historic	Norms
Ethiopia	Market	Forecast	Forecast	Forecast	Historic	Historic	Norms
Finland	Market	Forecast	Forecast	Forecast	Historic	Historic	Norms
France	Market	Forecast	Forecast	Forecast	Historic	Historic	Norms
French Guiana	Market	Forecast	Forecast	Forecast	Historic	Historic	Norms
Gabon	Market	Forecast	Forecast	Forecast	Historic	Historic	Norms
Gambia	Market	Forecast	Forecast	Forecast	Historic	Historic	Norms
Georgia	Market	Forecast	Forecast	Forecast	Historic	Historic	Norms
Germany	Market	Forecast	Forecast	Forecast	Historic	Historic	Norms
Ghana	Market	Forecast	Forecast	Forecast	Historic	Historic	Norms
Greece	Market	Forecast	Forecast	Forecast	Historic	Historic	Norms
Guadeloupe	Market	Forecast	Forecast	Forecast	Historic	Historic	Norms
Guatemala	Market	Forecast	Forecast	Forecast	Historic	Historic	Norms

## Specialist General-purpose Machinery Industry (B2B Procurement)

Guinea	Market	Forecast	Forecast	Forecast	Historic	Historic	Norms
Guinea-Bissau	Market	Forecast	Forecast	Forecast	Historic	Historic	Norms
Guyana	Market	Forecast	Forecast	Forecast	Historic	Historic	Norms
Haiti	Market	Forecast	Forecast	Forecast	Historic	Historic	Norms
Honduras	Market	Forecast	Forecast	Forecast	Historic	Historic	Norms
Hong Kong	Market	Forecast	Forecast	Forecast	Historic	Historic	Norms
Hungary	Market	Forecast	Forecast	Forecast	Historic	Historic	Norms
Iceland	Market	Forecast	Forecast	Forecast	Historic	Historic	Norms
India	Market	Forecast	Forecast	Forecast	Historic	Historic	Norms
Indonesia	Market	Forecast	Forecast	Forecast	Historic	Historic	Norms
Iran	Market	Forecast	Forecast	Forecast	Historic	Historic	Norms
Iraq	Market	Forecast	Forecast	Forecast	Historic	Historic	Norms
Ireland	Market	Forecast	Forecast	Forecast	Historic	Historic	Norms
Israel	Market	Forecast	Forecast	Forecast	Historic	Historic	Norms
Italy	Market	Forecast	Forecast	Forecast	Historic	Historic	Norms
Jamaica	Market	Forecast	Forecast	Forecast	Historic	Historic	Norms
Japan	Market	Forecast	Forecast	Forecast	Historic	Historic	Norms
Jordan	Market	Forecast	Forecast	Forecast	Historic	Historic	Norms
Kazakhstan	Market	Forecast	Forecast	Forecast	Historic	Historic	Norms
Kenya	Market	Forecast	Forecast	Forecast	Historic	Historic	Norms
Kuwait	Market	Forecast	Forecast	Forecast	Historic	Historic	Norms
Kyrgyzstan	Market	Forecast	Forecast	Forecast	Historic	Historic	Norms
Laos	Market	Forecast	Forecast	Forecast	Historic	Historic	Norms
Latvia	Market	Forecast	Forecast	Forecast	Historic	Historic	Norms
Lebanon	Market	Forecast	Forecast	Forecast	Historic	Historic	Norms
Lesotho	Market	Forecast	Forecast	Forecast	Historic	Historic	Norms
Liberia	Market	Forecast	Forecast	Forecast	Historic	Historic	Norms
Libya	Market	Forecast	Forecast	Forecast	Historic	Historic	Norms
Liechtenstein	Market	Forecast	Forecast	Forecast	Historic	Historic	Norms
Lithuania	Market	Forecast	Forecast	Forecast	Historic	Historic	Norms
Luxembourg	Market	Forecast	Forecast	Forecast	Historic	Historic	Norms
Macedonia	Market	Forecast	Forecast	Forecast	Historic	Historic	Norms
Madagascar	Market	Forecast	Forecast	Forecast	Historic	Historic	Norms
Malawi	Market	Forecast	Forecast	Forecast	Historic	Historic	Norms
Malaysia	Market	Forecast	Forecast	Forecast	Historic	Historic	Norms
Malta	Market	Forecast	Forecast	Forecast	Historic	Historic	Norms
Martinique	Market	Forecast	Forecast	Forecast	Historic	Historic	Norms
Mauritius	Market	Forecast	Forecast	Forecast	Historic	Historic	Norms
Mexico	Market	Forecast	Forecast	Forecast	Historic	Historic	Norms
Moldova	Market	Forecast	Forecast	Forecast	Historic	Historic	Norms
Monaco	Market	Forecast	Forecast	Forecast	Historic	Historic	Norms
Mongolia	Market	Forecast	Forecast	Forecast	Historic	Historic	Norms
Morocco	Market	Forecast	Forecast	Forecast	Historic	Historic	Norms
Mozambique	Market	Forecast	Forecast	Forecast	Historic	Historic	Norms
Namibia	Market	Forecast	Forecast	Forecast	Historic	Historic	Norms
Nepal	Market	Forecast	Forecast	Forecast	Historic	Historic	Norms
Netherlands	Market	Forecast	Forecast	Forecast	Historic	Historic	Norms
Netherlands Antilles	Market	Forecast	Forecast	Forecast	Historic	Historic	Norms
New Caledonia	Market	Forecast	Forecast	Forecast	Historic	Historic	Norms
New Zealand	Market	Forecast	Forecast	Forecast	Historic	Historic	Norms
Nicaragua	Market	Forecast	Forecast	Forecast	Historic	Historic	Norms
Nigeria	Market	Forecast	Forecast	Forecast	Historic	Historic	Norms
Norway	Market	Forecast	Forecast	Forecast	Historic	Historic	Norms
Oman	Market	Forecast	Forecast	Forecast	Historic	Historic	Norms
Pakistan	Market	Forecast	Forecast	Forecast	Historic	Historic	Norms
Panama	Market	Forecast	Forecast	Forecast	Historic	Historic	Norms
Papua New Guinea	Market	Forecast	Forecast	Forecast	Historic	Historic	Norms
Paraguay	Market	Forecast	Forecast	Forecast	Historic	Historic	Norms
Peru	Market	Forecast	Forecast	Forecast	Historic	Historic	Norms
Philippines	Market	Forecast	Forecast	Forecast	Historic	Historic	Norms



## Specialist General-purpose Machinery Industry (B2B Procurement)

Poland	Market	Forecast	Forecast	Forecast	Historic	Historic	Norms
Portugal	Market	Forecast	Forecast	Forecast	Historic	Historic	Norms
Puerto Rico	Market	Forecast	Forecast	Forecast	Historic	Historic	Norms
Qatar	Market	Forecast	Forecast	Forecast	Historic	Historic	Norms
Reunion	Market	Forecast	Forecast	Forecast	Historic	Historic	Norms
Romania	Market	Forecast	Forecast	Forecast	Historic	Historic	Norms
Russia	Market	Forecast	Forecast	Forecast	Historic	Historic	Norms
Saudi Arabia	Market	Forecast	Forecast	Forecast	Historic	Historic	Norms
Senegal	Market	Forecast	Forecast	Forecast	Historic	Historic	Norms
Serbia & Montenegro	Market	Forecast	Forecast	Forecast	Historic	Historic	Norms
Sierra Leone	Market	Forecast	Forecast	Forecast	Historic	Historic	Norms
Singapore	Market	Forecast	Forecast	Forecast	Historic	Historic	Norms
Slovakia	Market	Forecast	Forecast	Forecast	Historic	Historic	Norms
Slovenia	Market	Forecast	Forecast	Forecast	Historic	Historic	Norms
South Africa	Market	Forecast	Forecast	Forecast	Historic	Historic	Norms
South Korea	Market	Forecast	Forecast	Forecast	Historic	Historic	Norms
Spain	Market	Forecast	Forecast	Forecast	Historic	Historic	Norms
Sri Lanka	Market	Forecast	Forecast	Forecast	Historic	Historic	Norms
Suriname	Market	Forecast	Forecast	Forecast	Historic	Historic	Norms
Swaziland	Market	Forecast	Forecast	Forecast	Historic	Historic	Norms
Sweden	Market	Forecast	Forecast	Forecast	Historic	Historic	Norms
Switzerland	Market	Forecast	Forecast	Forecast	Historic	Historic	Norms
Syria	Market	Forecast	Forecast	Forecast	Historic	Historic	Norms
Taiwan	Market	Forecast	Forecast	Forecast	Historic	Historic	Norms
Tajikistan	Market	Forecast	Forecast	Forecast	Historic	Historic	Norms
Tanzania	Market	Forecast	Forecast	Forecast	Historic	Historic	Norms
Thailand	Market	Forecast	Forecast	Forecast	Historic	Historic	Norms
Trinidad & Tobago	Market	Forecast	Forecast	Forecast	Historic	Historic	Norms
Tunisia	Market	Forecast	Forecast	Forecast	Historic	Historic	Norms
Turkey	Market	Forecast	Forecast	Forecast	Historic	Historic	Norms
Turkmenistan	Market	Forecast	Forecast	Forecast	Historic	Historic	Norms
Uganda	Market	Forecast	Forecast	Forecast	Historic	Historic	Norms
Ukraine	Market	Forecast	Forecast	Forecast	Historic	Historic	Norms
United Arab Emirates	Market	Forecast	Forecast	Forecast	Historic	Historic	Norms
United Kingdom	Market	Forecast	Forecast	Forecast	Historic	Historic	Norms
United States	Market	Forecast	Forecast	Forecast	Historic	Historic	Norms
Uruguay	Market	Forecast	Forecast	Forecast	Historic	Historic	Norms
Uzbekistan	Market	Forecast	Forecast	Forecast	Historic	Historic	Norms
Venezuela	Market	Forecast	Forecast	Forecast	Historic	Historic	Norms
Vietnam	Market	Forecast	Forecast	Forecast	Historic	Historic	Norms
Virgin Islands	Market	Forecast	Forecast	Forecast	Historic	Historic	Norms
Zambia	Market	Forecast	Forecast	Forecast	Historic	Historic	Norms
Zimbabwe	Market	Forecast	Forecast	Forecast	Historic	Historic	Norms

### The Data Caveat

The report databases are designed to give a common definition, unit of measure and quantification of markets in over 200 countries. These reports rely on data collection at various levels of the product flow; this effectively means, the producer, the distribution channels and the end user or consumers. This data is then correlated with any national and international statistical data produced by official agencies. Unfortunately, product flow data gathering in some countries is difficult, and furthermore the official statistical data is both inaccurate and sparse. In such circumstances, in some countries, we have to flag a Data Caveat as a warning. What this means is that in some countries the data is not sufficiently verifiable for statistical purposes and in those cases the data may not be presented.

## Methodology

For a general description of the methodology used to prepare this database see: [Methodology](#)

For more information on DataGroup methodology please ask for a copy of the DataGroup Methodology Manual.

## Deliverables

The report will be provided as follows:

1. Executive Brief (90 pages) & Executive Summary (900 pages).
2. Online downloadable Zipped Database & Report.
3. Back-up DVD with Report and Report Database.
4. 12 months [After-Sales Service](#).
5. 1-2 hour Teleconference / Teamviewer presentation of the report findings if required. See After-Sales Service
6. Dedicated web site access for the report & databases if required. See After-Sales Service.

## Toolkits

To assist users there are various Toolkits available on request:

### Toolkit 1 & Toolkit 2

The Files, Data, Documents, Software, Tools, Utilities and other items provided on these DVDs are supplied for the sole use of the recipient. These items are the property of the publishers concerned and they may not be released or distributed without the express permission of the publisher of each item.



### DVD 1

1. Data Manuals
2. Document Templates
3. Help files
4. Manuals Templates
5. Microsoft Utilities
6. OpenOffice
7. Business Plan Images
8. Reference files
9. US Census Data Tools


Because all DataGroup and Data Institute database are directly compatible with U.S. Government databases (especially the Department of Commerce, US census, NIST, Treasury, et al) it is sometimes useful for users to use US Government data handling tools to manage not only US Government data, but also the data provided by DataGroup and Data Institute. Alternatively, if you are already using this US Government software you can simply access the DataGroup and Data Institute databases with the same software. In generate DataGroup and Data Institute databases use the same database parameters, structures and field names as those found in US Government databases, and thus uses can correlate and query databases without undue difficulty.

10. Utilities & Tools

### DVD 2

11. Database Utilities
12. Enterprise Resource Planning
13. Integrated Development Environment

If you intend to implement DataGroup and Data Institute databases online (internet or intranet) then an Integrated Development Environment is often the easiest route to data dissemination and data manipulation.



### Toolkit 3 DVD 3

There are about 40 Statistical packages provided in this Toolkit. These are Open-Source packages which are generally free to use.

There are about 40 Statistical packages provided in this Toolkit.

These are Open-Source packages which are generally free to use.

The following packages are available:-

acsIX, ADaMSOft, ADMB, AMPL, Analyse-it, Analytica, Angoss, APMonitor, ASReml, Automlab, Baudline, Bayesian Filtering Library, BMDP, BV4.1, CalEst, Ch, Chronux, COMSOL Script, CSPro, DADiSP, DAP, Data Applied, Dataplot, Demetra+, EJS, ELKI, Epi Info, Euler Mathematical Toolbox, EViews, FAME, FEniCS Project, Fityk, FlexPro, GAUSS, Genedata Analyst, GenStat, GeoDA, GLIM, GNU Data Language, GraphPad InStat, GraphPad Prism, gretl, Hermes, IBM SPSS Modeler, IBM SPSS Statistics, IDAMS/WinIDAMS, IDL, IGOR Pro, IMSL Numerical Libraries, Izenda, JAGS, JHepWork, JMP, JMuTi, Julia, KPP, LabPlot, LISREL, Macsyma, Madagascar, MadArtSoft, Madeline, Maple, Mathcad, Mathmagix., Mathematica, MATLAB, MCSim, MedCalc, Minitab, MINUIT, MLwiN, Mondrian, NCAR Command Language, NCSS, NMath Stats, numberGo Publisher, NumXL, Octave, O-Matrix, OpenBUGS, OpenEpi, OpenMx, OptimJ, Orange, Origin, OriginPro, PARI/GP, Partek, PAW, Perl Data Language, Ploticus, Primer-E Primer, PSPP, PV-WAVE, Q research software, QtiPlot, Quantum, R, R Commander, R Rattle GUI, RapidMiner, RATS, Revolution Analytics, ROOT, Sage, SALOME, Salstat, SAS, scikit-learn, Scilab, SciPy, SHAZAM, Shogun, SigmaStat, SigmaXL, Simfit, Simul, SOCR, SOFA Statistics, SPC XL, Speakeasy, S-PLUS, SPSS, Stata, Statgraphics, STATISTICA, Statistical Lab, Stat-JR, Stats Helper, StatXact, SUDAAN, Systat, The Unscrambler, Trilinos, Unistat, VisSim, Waffles, Weka, WinBUGS, Winpepi, X-12-ARIMA, XLfit, Xlisp-stat, XploRe, Yorick.

### Toolkit 4 & Toolkit 5

These are optional Toolkits which are supplied on request.

Microsoft Server 2003 utilities and resources. These are for clients implementing databases on Microsoft Server 2003 systems.

Microsoft Server 2008 utilities and resources for clients implementing databases on Microsoft Server 2008 systems. Microsoft Server 2012 migration utilities are also provided in this Toolkit.



**DVD 4** Microsoft Server 2003 utilities and resources. These are for clients implementing databases on Microsoft Server 2003 systems.

**DVD 5** Microsoft Server 2008 utilities and resources for clients implementing databases on Microsoft Server 2008 systems. Microsoft Server 2012 migration utilities are also provided in this Toolkit.

## Proprietary Software package compatibility

If you use proprietary corporate planning software then it is easy to use these databases as they are compatible with the following packages:-

### Some Compatible Software products (See the Database Support site for a full list)

**Project Management Software:** 24SevenOffice, Assembla, AtTask, Basecamp, Central Desktop, Cerebro, Clarizen, codeBeamer, Collabtive, Concerto, Contactizer, CredAbility.info, dotProject, Easy Projects .NET, eGroupWare, FastTrack Schedule, Feng Office Community Edition, FogBugz, GanttProject, Gemini, Genius Inside, Glasscubes, Huddle, Hyperoffice, InLoox, JIRA, Journyx, Kayako, KForge, KPlato, Launchpad, LiquidPlanner, LisaProject, MacProject, MantisBT, MatchWare MindView 3 Business, Merlin, MicroPlanner X-Pert, Microsoft Office Project Server, Microsoft Project, Mingle, O3spaces, OmniPlan, Open Workbench, OpenProj, Oracle Project Portfolio Management, Planisware 5, Planner Suite, Pmplus+, Primavera Project Planner, Project KickStart, Project.net, Project-Open, Projectplace, ProjectSpaces, Projektron BCS, PSNext, QdPM, QuickBase, Redmine, Rachota, SAP RPM, Smartsheet, TaskJuggler, Teamcenter, Teamwork, Tenrox, Trac, TrackerSuite.Net, Ubidesk, VPMi, WorkLenz, WorkPLAN Enterprise, workspace.com, WebSPOC, Wrike, Zoho Projects

**ERP Packages:** Adempiere, BlueErp, Compiere, Dolibarr, Fedena, GNU Enterprise, JFire, Kual Foundation, LedgerSMB, OFBiz, Openbravo, OpenERP, Opentaps, Postbooks, SQL-Ledger, Tryton, WebERP, 1C:Enterprise, 24SevenOffice Start / Premium / Professional, abas ERP, Accpac, Agresso Business World, AMS Advantage, BatchMaster ERP, Bowen & Groves, CGram Enterprise, Clear Enterprise, Comarch Altum, Compass ERP, Compiere, Comprehensive Patient Administrator, COA Solutions Ltd - Smart Business Suite, Consona Corporation – Intuitive / Made2manage / AXIS / Cimnet / Encompix / DTR, Epicor Enterprise, Global Shop Solutions One-System ERP Solutions, HansaWorld, ERP Adage (Adage), ERP LN (Baan), ERP LX (BPCS), ERP SL (SyteLine), ERP Swan (Swan), ERP SX.Enterprise (SX.Enterprise), ERP VE (Visual Enterprise), ERP XA (MAPICS), IFS Applications, JD Edwards EnterpriseOne & JD Edwards World, JustFoodERP.com, kVASy4, Kingdee, Lawson M3 / Movex, Lawson S3, Log-net, Maximo (MRO), Microsoft Dynamics AX, Microsoft Dynamics GP, Microsoft Dynamics NAV, Microsoft Dynamics SL, Momentum, MyWorkPLAN, NetSuite, Openda QX, OpenMFG, Oracle e-Business Suite, Paradigm, PeopleSoft, Plex Online, QAD Enterprise Applications, Ramco Enterprise Series 4.x, Ramco e.Applications, Ramco On Demand ERP, MAS 90, MAS 200, MAS 500, Technology One, SAGE ACCPPAC, SAGE Pro ERP, SAGE ERP X3, SAP Business Suite, SAP Business ByDesign, SAP Business One, SAP Business All-in-One, TaskHub, SYSPRO, SYS-APPS, mySAP, Visibility.net, WorkPLAN Enterprise

**Enterprise Feedback Management Systems:** SynGro, Perseus (Vovici), Clicktools, DatStat, Inquisite, SPSS, FIRM (Confirmit), NetReflector, Allegiance, Enetrix, Satmetrix, RightNow Technologies, Mindshare Technologies, Data Illusion, KeySurvey (WorldAPP), Kinetic Data, CustomerSat (MarketTools), Medallia, Interview SA, Surveynomics, Invoke Solutions, Qualtrics, Fizzback, Grimmersoft, QuestManager, QuestBack, Globalpark, DataCycles, Dub Studios, eLustro, Kinesis Survey Technologies, Knowledge Wave, myK (myKnowledge), mySurveyLab.com, QuickSearch, Ransys, ResponseTek Networks Corp., TalkFreely, XTCO, Zarca

## Resource Web

Sometimes clients also want the data loaded onto a password protected dedicated website for the use of their staff and/or any other persons they may authorise.

The main benefit of these Resource Webs is that the data is available to all the client's staff and professional advisors wherever they may be, and also when data is updated or new data is added then there is a common and know point of access for that data. Resource Webs are maintained for the use of the client for a period of 12 months from the data of the last data addition or update to that site.

These dedicated web sites are provided as part of the After-Sales Service.

<http://www.datagroup.org/about-resource-webs.html>

For a more detailed view of a typical Resource Web:

<http://www.eni-italy.info> produced for ENI, the Italian Oil group

## **This Specialist General-purpose Machinery Industry (B2B Procurement) Report & Database is an Entry Level product**

As an entry level product the narrative is necessarily illustrative in its terminology and seeks to provide a basic degree of business logic and theory which indicates the rationale applied in the forecasting and modelling methodology. First time users should read the Database Introduction as well as the Notes and Definitions links found in each Chapter. There are subtle statistical nuances to some of the spreadsheets and databases which will help the user to fine-tune their models and forecasts to obtain maximum effect and greater accuracy. The database flow chart and database description should be consulted when applying statistical and modelling software.

### **Data Product levels**

Because of the sheer volume of data potentially available from DataGroup it has been necessary to create a number of product levels which can provide clients with as little or as much data as one needs. Clients can upgrade their Product level if required.

#### Entry level

Entry level products provide the most basic degree of information supplied by DataGroup. This product can be used to build upon for various business forecasting and planning application. Typically for a World Purchasing & Procurement Database this level will produce a database and spreadsheet count of over 9,000 record sets. Each record, if converted into graphs, will itself produce between 1 to 300 graphs.

#### Corporate Modelling level

The Corporate level modelling products provide the tools and information for medium and long term corporate forecasting and planning. These products are bespoke and are specific to the client company in question. Typically this level will produce a count of over 24,000 record sets.

#### Econometric Modelling level

The Econometric level modelling products provide the tools and information for industry level, national, and international medium and long term forecasting and planning. These products are bespoke and are specific to the industry and/or geographic reach of the client company in question. Typically this level will produce a database and spreadsheet count of over 39,000 record sets.

#### Presentation level

The Presentation level products provide the information sought by a client company in a graphical or audio-visual format which is bespoke for the particular needs and applications of the client.

### **Real Time Support**

The After-Sales Service can offer client Real-Time Support. This usually involves using a software utility called TeamViewer (an installation program can be found in the Toolkit on your DVD or Hard Disk Drive) which allows the After-Sales Service support staff to directly link to the client's computer and work with the users in real time.



## Research & Survey Methodology Analysis

Some client may wish to understand the statistical and methodological basis of the specific research conducted and this can be provided as part of the After-Sales Service.

---

### Statistical Appraisal of Datasets (via the After-Sales Service)

---

- **Sampling**
  - External Validity
  - Sampling Terminology
  - Statistical Terms in Sampling
  - Probability Sampling
  - Nonprobability Sampling
- **Measurement**
  - Construct Validity
    - Measurement of Validity Types
    - Construct Validity
    - Convergent & Discriminant Validity
    - Threats to Construct Validity
    - Nomological Networks
    - Multi-trait / Multi-method Matrix
    - Pattern Matching Construct Validity
  - Reliability
    - True Score
    - Measurement Error
    - Reliability
    - Type of Reliability Analysis
    - Validity
  - Levels of Measurement
  - Survey Research
    - Survey Type
    - Selecting the Survey Method
    - Construction of the Survey
      - Questions
      - Question Content
      - Response Format
      - Question Wording
      - Question Placement
    - Interviews
    - Appraisal of Survey Method
  - Scaling
    - General Issues in Scaling
    - Thurstone Scaling
    - Likert Scaling
    - Guttman Scaling
  - Qualitative Measures
    - Qualitative Discussion
    - Qualitative Data
    - Qualitative Approach
    - Qualitative Method
    - Qualitative Validity
  - Unobtrusive Measures
- **Design**
  - Internal Validity
    - Establishing Cause & Effect
    - Single Group Threats
      - Regression to the Mean
    - Multiple Group Threats
    - Social Interaction Threats
  - Design Development
  - Design Type
  - Experimental Designs
    - Two-Group Experimental Design
      - Probabilistic Equivalence
      - Random Selection & Assignment
    - Classifying Experimental Designs
  - Factorial Design
    - Factorial Design Variations
  - Randomized Block Design
  - Covariance Design
  - Hybrid Experimental Design
  - Quasi-Experimental Designs
    - Non-equivalent Groups Design
    - Regression-Discontinuity Design
    - Other Quasi-Experimental Design
  - Relationships of Pre-Post Designs
  - Formulation of the Designs
  - Modification & Experimentation
- **Analysis**
  - Conclusion Validity
    - Threats to Validity
    - Validity Improvements
    - Statistical Control
  - Data Preparation
  - Descriptive Statistics
    - Correlation
  - Inferential Statistics
    - T-Test
    - Indicator Variables
    - General Linear Model
    - Post-test-Only Analysis
    - Factorial Design Analysis
    - Randomized Block Analysis
    - Analysis of Covariance
    - Non-equivalent Group Analysis
    - Regression-Discontinuity Analysis
    - Regression Displacement Analysis

---

The data for this particular datasets is correlated with base data norms, over several time series, to calculate the statistical parameters for the specific datasets. Client can order this analysis at any time during the 12 months After-Sales Service period.

## Costs

### Report & Database Cost

Specialist General-purpose Machinery Industry (B2B Procurement) World Report: Cost: \$ 2850

Specialist General-purpose Machinery Industry (B2B Procurement) Regional Report: Cost: \$ 1850

Specialist General-purpose Machinery Industry (B2B Procurement) Country Report: Cost: \$ 1250

Specialist General-purpose Machinery Industry (B2B Procurement) Town + Country Report: Cost: \$ 2850

## Delivery

Account Holders: 59 minutes. Retail Clients: Online delivery in 8 hours; plus a back-up DVD shipped in 1 working day if required.

## Payment

If you wish to order this report, please send us an order quoting your account number, or request an Invoice.



## Appendix 1 : Regional Report country coverage

### Canada & USA

[Canada](#)  
[United States](#)

### Central America

[Antigua and Barbuda\\*](#)  
[Aruba](#)  
[Bahamas](#)  
[Barbados](#)  
[Belize](#)  
[Bermuda\\*](#)  
[Cayman Islands\\*](#)  
[Costa Rica](#)  
[Cuba](#)  
[Dominica](#)  
[Dominican Republic](#)  
[El Salvador](#)  
[Grenada\\*](#)  
[Guadeloupe](#)  
[Guatemala](#)  
[Haiti](#)  
[Honduras](#)  
[Jamaica](#)  
[Martinique](#)  
[Mexico](#)  
[Netherlands Antilles](#)  
[Nicaragua](#)  
[Panama](#)  
[Puerto Rico](#)  
[Saint Kitts and Nevis\\*](#)  
[Saint Lucia\\*](#)  
[Saint Vincent  
Grenadines\\*](#)  
[Trinidad and Tobago](#)  
[US Virgin Islands\\*](#)

### South America

[Argentina](#)  
[Bolivia](#)  
[Brazil](#)  
[Chile](#)  
[Colombia](#)  
[Ecuador](#)  
[French Guiana](#)  
[Guyana](#)  
[Paraguay](#)  
[Peru](#)  
[Suriname](#)  
[Uruguay](#)  
[Venezuela](#)

### Europe

[Albania](#)  
[Andorra\\*](#)  
[Armenia](#)  
[Austria](#)  
[Belarus](#)  
[Belgium](#)  
[Bosnia + Herzegovina](#)  
[Bulgaria](#)  
[Croatia](#)  
[Cyprus](#)  
[Czech Republic](#)  
[Denmark](#)  
[Finland](#)  
[France](#)  
[Eire](#)  
[Estonia](#)  
[Georgia](#)  
[Germany](#)  
[Greece](#)  
[Greenland\\*](#)  
[Hungary](#)  
[Iceland](#)  
[Italy](#)  
[Latvia](#)  
[Liechtenstein\\*](#)  
[Lithuania](#)  
[Luxembourg](#)  
[Macedonia](#)  
[Malta\\*](#)  
[Moldova](#)  
[Montenegro](#)  
[Netherlands](#)  
[Norway](#)  
[Poland](#)  
[Portugal](#)  
[Romania](#)  
[Serbia\\*](#)  
[Slovakia](#)  
[Slovenia](#)  
[Spain](#)  
[Sweden](#)  
[Switzerland](#)  
[United Kingdom](#)  
[Ukraine](#)

### Eurasia

[Kazakhstan](#)  
[Kyrgyzstan](#)  
[Russia](#)  
[Uzbekistan](#)

### Middle East

[Afghanistan\\*](#)  
[Azerbaijan](#)  
[Bahrain](#)  
[Iran](#)  
[Iraq](#)  
[Israel](#)  
[Jordan](#)  
[Kuwait](#)  
[Lebanon](#)  
[Oman](#)  
[Pakistan](#)  
[Qatar](#)  
[Saudi Arabia](#)  
[Syria](#)  
[Tajikistan](#)  
[Turkey](#)  
[Turkmenistan](#)  
[United Arab Emirates](#)  
[Yemen\\*](#)

### Asia

[Bangladesh](#)  
[Brunei\\*](#)  
[Burma\\*](#)  
[Cambodia](#)  
[China](#)  
[India](#)  
[Indonesia](#)  
[Japan](#)  
[Laos](#)  
[Malaysia](#)  
[Mongolia\\*](#)  
[Nepal\\*](#)  
[North Korea\\*](#)  
[Philippines](#)  
[Singapore](#)  
[South Korea](#)  
[Sri Lanka](#)  
[Taiwan](#)  
[Thailand](#)  
[Vietnam](#)

### Oceania

[Australia](#)  
[Fiji Islands\\*](#)  
[French Polynesia\\*](#)  
[Kiribati\\*](#)  
[Micronesia\\*](#)  
[New Caledonia\\*](#)  
[New Zealand](#)  
[Papua New Guinea](#)

### Africa

[Algeria](#)  
[Angola](#)  
[Benin\\*](#)  
[Botswana](#)  
[Burkina Faso\\*](#)  
[Burundi\\*](#)  
[Cameroon](#)  
[Cape Verde\\*](#)  
[Cen African Rep\\*](#)  
[Chad\\*](#)  
[Cote d'Ivoire](#)  
[Democratic  
Republic Congo\\*](#)  
[Djibouti\\*](#)  
[Egypt](#)  
[Equatorial Guinea\\*](#)  
[Eritrea](#)  
[Ethiopia](#)  
[Gabon](#)  
[Gambia](#)  
[Ghana](#)  
[Guinea](#)  
[Guinea-Bissau](#)  
[Kenya](#)  
[Lesotho](#)  
[Liberia](#)  
[Libya](#)  
[Madagascar](#)  
[Malawi](#)  
[Mali\\*](#)  
[Mauritania\\*](#)  
[Morocco](#)  
[Mozambique](#)  
[Namibia](#)  
[Niger\\*](#)  
[Nigeria](#)  
[Republic Congo\\*](#)  
[Rwanda\\*](#)  
[S Tome Principe\\*](#)  
[Senegal](#)  
[Seychelles\\*](#)  
[Sierra Leone](#)  
[Somalia\\*](#)  
[South Africa](#)  
[Sudan\\*](#)  
[Swaziland](#)  
[Tanzania](#)  
[Tunisia](#)  
[Uganda](#)  
[Zambia](#)  
[Zimbabwe](#)

---

The countries marked \* indicate a data caveat due to local survey conditions.

## Appendix 2 : About the After-Sales Service

The DataGroup / Data Institute After-Sales Service are an independent unit which provides support to DataGroup / Data Institute users. The After-Sales Service is a stand-alone unit which is not connected to any particular Distributor, Reseller or Retailer.

The support is provided on a contractual basis to Account Holders; and on an Ad Hoc basis to retail and non-account users.

### Database specificity

The After-Sales Service can only provide support for the specific database(s) licenced to the user. We cannot generally provide data from unrelated databases, unless there is a specific agreement for this.

### Costs

The current cost is \$95 per hour; this includes all researchers / computer / database access costs. This costing is based on work which is scheduled at off-peak times.

### Delivery

We normally seek to fulfil orders in 7-10 days. For more urgent After-Sales Service work the costs depend on the client's time frame and the availability of our researchers.

### Telephone Support

Account Holders receive telephone support via their Account Manager. We are unable to offer telephone support to Ad Hoc or retail clients unless there is a specific agreement for this.

### Online Support

Account Holders receive online support via their Account Manager. We are able to offer online support to Ad Hoc or retail clients by specific agreement for this. The client will need to install the TeamViewer software on their own computer to allow online assistance.

### Quotations

Client will usually be provided with a formal proposal and quotation for After-Sales Service work. This will underline the work which is to be provided and the cost of that work.

## How to order After-Sales Services

The After-Sales Service is most effective if users plan their orders sequentially, i.e. extract the basic data which will then lead to more complex data or correlations. This also helps to reduce costs as the use of automated data processing and standard data formats are always less expensive to produce than Ad Hoc work.

What this means is that it is frequently less expensive to obtain a World or Regional report or database rather than separate country data.

## Modular research

Once the After-Sales Service understands the general data requirements they will send the Client a Modular Proposal as a Word document. The Client can then select the Parts required, and amend or modify the information objectives.

To insert information objectives Clients do so in **Red**

Once the After-Sales Service have a final specification, we will then produce a static PDF document which will form the basis of the contract.

The best method to organise the ordering of data is as follows:-

- 1 Additional Market Research Data**
- 2 Distribution Channels & End Users**
- 3 Survey Data**
- 4 Corporate Data**
- 5 Additional Requirements**

Once a client has specified exactly what data is needed, and that specification is available, then the After-Sales Service will produce a written quotation of cost and delivery time.

## 1. Market Research

### Markets & Products

Clients can order data for additional Product and Market Sectors. This will always include data, by year Historic: from 2007, and a Forecast by year to 2028 & 2049. Data can be provided for up to 200 countries.

#### Part 1.1

The client can specify Product & Market breakdowns as needed:

#### Part 1.2

The client can specify Product & Market breakdowns as needed:

#### Part 1.3

The client can specify Product & Market breakdowns as needed:

#### Part 1.4

The client can specify Product & Market breakdowns as needed:

## 2. Distribution Channels & End Users Data

### Distribution Channels & End Users

#### Distribution Channels

This section can investigate the Product Distribution Channels in the selected Markets. The data is based on a series of existing DataGroup databases:-

**The client can specify information as needed**

#### End Users

This section can investigate the End Users of the Products in the selected markets. The data is based on a series of existing DataGroup databases:-

**The client can specify information as needed**

### 3. Survey Data

#### Supplementary Survey Data for the selected Products & Markets

Each survey (Suppliers, Distribution Channels, Decision Makers, and End Users) contains 5 sub-sets for Products, Supplier Operations, Buyer & End Users, Trading Area, & Competitors in the selected Markets.

<b>Products</b>	<b>The client can specify information as needed</b>
<b>Operations</b>	<b>The client can specify information as needed</b>
<b>Buyer &amp; Decision Maker Profiles</b>	<b>The client can specify information as needed</b>
<b>Trading Area</b>	<b>The client can specify information as needed</b>
<b>Competitors</b>	<b>The client can specify information as needed</b>

These surveys cover the Markets, Products, Competitors, Operations and Product Flows in terms of the Suppliers, Distributors, Decision Makers, and End Users.

#### Industry & Supplier Performance

One can investigate the product Industry in the selected Markets. Industry Performance Survey results. **The client can specify information as needed.**

#### Distribution Channels

One can investigate the product Distribution Channels in the selected Markets. Distribution Survey results. **The client can specify information as needed.**

#### Decision Makers

One can investigate the product Buyers and Purchasing Decision Makers in the selected Markets. Purchasing Decision Makers Survey results. **The client can specify information as needed.**

#### End Users

One can investigate the End Users in the selected Markets. End User & Buyer Survey results. **The client can specify information as needed.**

**23,429 Companies**  
**Specialist General-purpose Machinery**  
**Industry (B2B Procurement)**

Corporate Intelligence

## Corporate Data

### Specialist General-purpose Machinery Industry (B2B Procurement)

**This database contains data on 23,429 significant worldwide Companies (Suppliers and Distribution Channel members).**

Once users have identified from the **PDF Express** document the Products or Services of interest, together with the Countries of interest (based on the Markets, Profitability, Industry data, and other criteria) a next step is to access data on the Company Targets, i.e. the individual Companies, Organisations and other Entities.

**Users can get the data in several sections.**

The **Procurement Data** provides information on the \$ Values and/or Quantities/Volumes of Materials, Products and Services purchased by individual Companies and Organisations. In addition to the Materials, Products & Services listed above, additional breakdowns and more detailed product and service data is available from the raw surveys.

The **Sales Data** provides information on the \$ Values and/or Quantities/Volumes of Products and Services sold by individual Companies and Organisations. In addition to the Products & Services listed above, additional breakdowns and more detailed product and service data is available from the raw surveys.

The **Trade Buyer & End User Data** provides information on the Trade Buyers and End Users of individual Companies and Organisations.

The **Survey Data** provides information on the Surveys of Products & Services, Operations, Buyer & Decision Maker Profiles, Trading Area, and Competitors.

The **Corporate Data** provides information on target companies or organisations and this will give readers a detailed understanding of the target.

#### **Cost + Delivery**

Costs depend on the data required. A quotation of cost and delivery will be provided on request from the After-Sales Service (see below).

## Procurement & Input Data

### Demand for Input Materials, Products & Services

The Procurement Data provides information on the \$ Values and/or Quantities/Volumes of Materials, Products and Services purchased by individual Companies and Organisations.

In addition to the Materials, Products & Services listed, additional breakdowns and more detailed product and service data is available from the raw surveys.

This will always include data, by year Historic: from 1997, and a Forecast by year to 2049. Data can be provided for up to 200 countries.

**The client can specify Input Materials / Product / Services breakdowns as needed.**

---

## Sales Data

### Sales of Products & Services

The Sales Data provides information on the \$ Values and/or Quantities/Volumes of Products and Services sold by individual Companies and Organisations.

In addition to the Products & Services listed above, additional breakdowns and more detailed product and service data is available from the raw surveys.

This will always include data, by year Historic: from 1997, and a Forecast by year to 2049. Data can be provided for up to 200 countries.

**The client can specify Product / Services Market breakdowns as needed.**

---

## Trade Buyers & End User Data

### Trade Buyers

This data can investigate the Trade Buyers in the selected industries. The data is based on a series of existing Databases and raw survey data. **The client can specify information as needed.**

### End Users

This data can investigate the End Users in the selected industries. The data is based on a series of existing Databases and raw survey data. **The client can specify information as needed.**

---

## Survey Data

### Survey Data for the Products & Industries

Each survey (Suppliers, Distribution Channels, Decision Makers, Trade Buyers and End Users) contains 5 sub-sets for Products, Physical Operations, Buyer & End Users, Trading Area, & Competitors in the selected Industries.

<b>Products</b>	The client can specify information as needed.
<b>Physical Operations</b>	The client can specify information as needed.
<b>Buyer &amp; Decision Maker Profiles</b>	The client can specify information as needed.
<b>Trading Area</b>	The client can specify information as needed.
<b>Competitors</b>	The client can specify information as needed.

These surveys cover the Industries, Products, Competitors, Operations and Product Flows in terms of the Suppliers, Distributors, Decision Makers, and End Users.

### Industry & Supplier Performance

One can investigate the product Industry in the selected Industries. Industry Performance Survey results. **The client can specify information as needed.**

### Distribution Channels

One can investigate the product Distribution Channels in the selected Industries. Distribution Survey results. **The client can specify information as needed.**

### Decision Makers

One can investigate the product Buyers and Purchasing Decision Makers in the selected Industries. Purchasing Decision Makers Survey results. **The client can specify information as needed.**

### Trade Buyers & End Users

One can investigate the End Users in the selected Industries. Trade Buyer & End User Survey results. **The client can specify information as needed.**



## 4. Corporate Data

Corporate data is available; however this data has to be verified by a telephone survey to ensure that the data is up-to-date. In addition some data will need to be updated, collated and analysed for each target company.

This part is provided as a  PDF file or a  Word file, as specified by the client.

### Data Objectives for each Target Company

The data objectives have to be set by the client and where possible these will be achieved by the research. For example:-

1. Financials: historical sales, forecasted sales, gross profit margin.
2. A list of products produced by the Target Company or sourced from other suppliers.
3. Type of distribution channel, e.g. direct sales to End Users, OEM sales, via specifiers, via importers or distributor, partnering with third party providers, et cetera.
4. Partners by type (e.g. specifiers, product distributor, customer service partner) per country
5. Pricing by product sector defined by the client.
6. Discount structures
7. Capacity by product/market defined
8. Availability of products (% of product in stock versus product to be ordered)
9. Sales by the type of Support for all categories specified by the client.
10. The average Modernization and Upgrades period by Product Sector defined by the client.
11. Customer Perceptions
12. The size (in terms of number) of management team per country, number of field sales persons per country, number of customer service staff per country.
13. Countries covered by the competitors, production sites (city), customer service sites (city), headcount, documentation.
14. Technology and innovation: innovative technology or application developments.
15. Et cetera...

### List of Target Companies

The Client may either select the target themselves, or can specify the Top 10 or Top 15 in the World / Europe / individual Country / et cetera.

**The client can specify which Target Companies are to be covered.**

## Base data objectives for the Target Company

### Key Personnel:

1. Chairman
2. Chief Executive
3. Directors:
4. Executives:

### Corporate Summary:

5. Company Description
6. Company History
7. Legal Entity & Ownership
8. Company Facilities
9. Company Key Assets
10. Mainline product / service
11. Product / services provided
12. Parent Company
13. Bankers
14. Year established
15. Current employees
16. Issued capital
17. Shareholders
18. Last published turnover
19. Subsidiaries
20. Associated companies
21. Companies represented
22. Agencies
23. Physical processing locations
24. Capital investment
25. Advertising expenditure
26. Advertising media
27. Advertising posture
28. Sales promotion activity
29. Method of selling
30. Distribution
31. Distribution network
32. Use of distribution channels

### Corporate Observations:

33. Premises
34. Product Brands
35. Product Sales Channels
36. Products Carried & Services Offered
37. Consumer Features & Benefits
38. Current Market Analysis
39. Competition
40. Competitive Advantage
41. Target Markets
42. Target Customers
43. Current Strategy & Implementation
44. Current Management
45. Current Financial Plan
46. Investment Fund Sources & Use of Funds
47. Future Target Customers
48. Future Process Trends
49. Future Market Analysis
50. Projected Market Size
51. Planned Products & Services
52. Development Plans

Swot Analysis:

53. Strengths
54. Weaknesses
55. Opportunities
56. Threats

Future Strategy Planning & Implementation:

57. Philosophy
58. Product Development
59. Internet Strategy
60. Marketing Strategy
61. Sales Strategy
62. Strategic Alliances
63. Operations

Goals:

64. Renovating premises, stocking, staff hiring and marketing.
65. Market Penetration
66. Penetrate and raise awareness in the targeted markets.
67. Achieving a higher profit margin.
68. Building the customer base.
69. Generate repeat and referral sales.
70. Expansion potential.
71. Reputation as a quality Supplier.

Exit Strategies

Management:

72. Organisational Structure
73. Leadership
74. Staff Members

Financial Plans:

75. Finance Requirements
76. Use of Funds
77. Cash Flow
78. Balance Sheet Topics
79. Financial Assumptions

## Specific Additional corporate data required on Target Companies

**The client can specify any particular corporate data which is needed.**

---

These above items are a qualitative analysis of the Target Company. This data is derived from the Surveys of Industry sources, Distribution Channels and Buyers of the products supplied by the target company. This data is not quantified, but is presented as the qualified and subjective opinions of those responding to the surveys.

## Financial Data for the Target Company

The financial data is provided in sections:-

1. the most salient Management figures and margins, and
2. a full Balance Sheet and Management Accounts simulation.

## Management Accounts

Management figures for the Target Company:  as an Excel file:

- |  |   |
|--|---|
| 1. Product Revenue                       | 21. Total Fixed Assets                  |
| 2. Product Profitability as a % of Sales | 22. Finished Product Stocks             |
| 3. Total Process Space                   | 23. Work in Progress as Stocks          |
| 4. Average Site Process Space            | 24. Materials as Stocks                 |
| 5. Average Site Revenues                 | 25. Total Stocks / Inventory            |
| 6. Average Site Establishment Cost       | 26. Debtors                             |
| 7. Fixed Assets: Premises                | 27. Miscellaneous Current Assets        |
| 8. Fixed Assets: Equipment               | 28. Total Current Assets                |
| 9. Fixed Assets: Miscellaneous Items     | 29. Total Assets                        |
| 10. Fixed Assets                         | 30. Creditors                           |
| 11. Capital Expenditure on Premises      | 31. Short Term Loans                    |
| 12. Capital Expenditure on Plant         | 32. Miscellaneous Current Liabilities   |
| 13. Capital Expenditure on Equipment     | 33. Total Current Liabilities           |
| 14. Cap. Expend. on Data Processing      | 34. Net Assets / Capital Employed       |
| 15. Capital Expenditure on Misc. Items   | 35. Long Term Loans                     |
| 16. Total Capital Expenditure            | 36. Miscellaneous Long Term Liabilities |
| 17. Retirements: Premises                | 37. Shareholders' Funds                 |
| 18. Retirements: Plant & Equipment       | 38. Process Workers                     |
| 19. Retirements: Miscellaneous Items     | 39. Total Employees                     |
| 20. Total Retirements                    |   |

## Specific Additional Financial data required on Target Companies

**The client can specify any particular Financial data which is needed.**

## Balance Sheet and Management Ratios

Balance Sheet and Management Accounts for the Target Company:  as an Excel file:

<ol style="list-style-type: none"> <li>1. Return on Capital</li> <li>2. Return on Assets</li> <li>3. Return on Shareholders' Funds</li> <li>4. Pre-tax Profit Margins</li> <li>5. Operating Profit Margin</li> <li>6. Trading Profit Margin</li> <li>7. Return on Investment</li> <li>8. Assets Utilisation (Sales to Total Assets)</li> <li>9. Sales as a ratio of Fixed Assets</li> <li>10. Stock Turnover (Sales as a ratio of Stocks)</li> <li>11. Credit Period</li> <li>12. Creditors' Ratio (given as Creditors divided by Sales times 365 days)</li> <li>13. Default Debtors / Ratio of Total Debtors</li> <li>14. Un-Recoverable Debts Ratio of Total Debts</li> <li>15. Working Capital / Sales</li> <li>16. Materials &amp; Energy Costs as a % of Sales</li> <li>17. Added Value</li> <li>18. Investment as a Ratio of Added Value</li> <li>19. Value of Plant &amp; Equipment % of Sales</li> <li>20. Vertical Integration (Value Added % Sales)</li> <li>21. Research &amp; Development Investment % Sales</li> <li>22. Capital Expenditure Investment % of Sales</li> <li>23. Marketing Costs as a % of Sales</li> <li>24. Current Ratio (Current Assets/Liabilities)</li> <li>25. Quick Ratio</li> <li>26. Borrowing Ratio Total Debt ratio of Net Worth)</li> <li>27. Equity Ratio (Shareholders Funds ratio Total Liabilities)</li> <li>28. Income Gearing</li> <li>29. Total Debt as a ratio of Working Capital</li> <li>30. Debt Gearing Ratio (Long Term Loans ratio of Net Worth)</li> </ol>	<ol style="list-style-type: none"> <li>31. Average Remuneration (all employees)</li> <li>32. Profit per Employee</li> <li>33. Sales per Employee</li> <li>34. Remunerations / Sales</li> <li>35. Fixed Assets per Employee</li> <li>36. Capital Employed per Employee</li> <li>37. Total Assets per Employee</li> <li>38. Value of Average Investment per Employee</li> <li>39. Value Added per Employee</li> <li>40. Materials Costs as a % of Sales</li> <li>41. Wage Costs as a % of Sales</li> <li>42. Payroll and Wages as a Ratio to Materials</li> <li>43. Variable Costs as a % of Sales</li> <li>44. Fixed Costs as a % of Sales</li> <li>45. Fixed Costs as a Ratio of Variable Costs</li> <li>46. Distribution Costs as a % of Sales</li> <li>47. Warehousing Costs as a % of Sales</li> <li>48. Physical Costs as a % of Sales</li> <li>49. Fixed as a Ratio of Variable Distribution Costs</li> <li>50. Fixed as a Ratio of Variable Warehousing Costs</li> <li>51. Fixed as a Ratio of Variable Physical Costs</li> <li>52. Fixed Ratio of Variable Total Distribution Costs</li> <li>53. Product Returns Costs % of Sales</li> <li>54. Product Installation Costs as a % of Sales</li> <li>55. Product Breakdown Costs as a % of Sales</li> <li>56. Product Systems Costs as a % of Sales</li> <li>57. Product Service &amp; Associated Costs % of Sales</li> <li>58. Customer &amp; Associated Costs % Sales</li> <li>59. Stock Work in Progress &amp; Materials as a Ratio of Finished Products</li> <li>60. Stock Materials as a Ratio of Work in Progress</li> </ol>
<ol style="list-style-type: none"> <li>61. Un-recoverable Debts Ratio of Total Debt</li> <li>62. Un-recoverable Debts Ratio Within Terms</li> <li>63. Total Sales Costs as a % of Sales</li> <li>64. Total Distribution Costs as a % of Sales</li> <li>65. Total Advertising Costs as a % of Sales</li> <li>66. Total After-Sales Costs as a % of Sales</li> <li>67. Total Customer Compensation Costs</li> <li>68. Total Variable Marketing Costs % of Sales</li> <li>69. Total Fixed Marketing Costs % of Sales</li> <li>70. Total Fixed Marketing Costs : Ratio of Total Variable Marketing Costs</li> <li>71. Variable Sales Personnel Costs: Marketing</li> <li>72. Variable Distribution Ratio Marketing Costs</li> <li>73. Variable Advertising Costs : Marketing</li> <li>74. Variable After-Sales Costs as a Ratio of Marketing Costs</li> <li>75. Sales Personnel Variable Costs : Sales</li> <li>76. Sales Personnel Variable Costs : Debtors</li> <li>77. Sales Personnel Variable Costs</li> <li>78. Exports as a % of Sales</li> <li>79. \$ Hourly Pay Rate</li> <li>80. \$ Hourly Wage Rate</li> <li>81. Capital Employed</li> <li>82. Return on Capital</li> <li>83. Return on Assets</li> <li>84. Return on Shareholders' Funds</li> </ol>	<ol style="list-style-type: none"> <li>91. Stock Turnover (Sales as a ratio of Stocks)</li> <li>92. Credit Period</li> <li>93. Creditors' Ratio</li> <li>94. Default Debtors Ratio of Total Debtors</li> <li>95. Un-Recoverable Debts Ratio of Total Debts</li> <li>96. Working Capital / Sales</li> <li>97. Materials &amp; Energy Costs as a % of Sales</li> <li>98. Added Value</li> <li>99. Investment as a Ratio of Added Value</li> <li>100. Value of Plant &amp; Equipment as a % of Sales</li> <li>101. Vertical Integration Ratio</li> <li>102. Research &amp; Development Investment as a % of Sales</li> <li>103. Capital Expenditure Investment % Sales</li> <li>104. Marketing Costs as a % of Sales</li> <li>105. Current Ratio</li> <li>106. Quick Ratio</li> <li>107. Borrowing Ratio</li> <li>108. Equity Ratio</li> <li>109. Income Gearing</li> <li>110. Total Debt as a ratio of Working Capital</li> <li>111. Debt Gearing Ratio</li> <li>112. Average Remuneration (all employees)</li> <li>113. Profit per Employee</li> <li>114. Sales per Employee</li> <li>115. Remunerations / Sales</li> </ol>

## Specialist General-purpose Machinery Industry (B2B Procurement)

85. Pre-tax Profit Margins	116. Fixed Assets per Employee
86. Operating Profit Margin	117. Capital Employed per Employee
87. Trading Profit Margin	118. Total Assets per Employee
88. Return on Investment	119. Value of Average Investment / Employee
89. Assets Utilisation (Sales : Total Assets)	120. Value Added per Employee
90. Sales as a ratio of Fixed Assets	

NB: These above tables use standard Accounting terms, as used by accountants and financial managers. The Balance Sheet formats are used by accountants when they produce management accounts for companies and when they audit company financial results. The Balance Sheets are not the same as the Cashflow projections. Balance sheets are done on an Annual basis and Cashflow projections are done on a Monthly basis. These documents are usually produced as interactive/dynamic Excel sheets, thus if one set of data is changed (for example Payroll Costs) then this automatically changes the other data in the Balance Sheet or Cashflow projection.

### Background to the Derived Financial calculations

There is a radical difference between the published financial data of companies and the Derived Financial calculations shown in these reports.

Whereas a company's published financial data may rely on the auditor's opinion that it is a fair representation of that company's financial situation, it may not reflect the actual financial circumstances of that company.

This is especially critical when evaluating Net Assets or Shareholders Funds. Essentially the Shareholders Funds are what assets would be realisable if the company was liquidated. These are the Liquidated Net Assets of the enterprise.

The software used to produce these calculations search for the realisable assets of the company. Those realisable assets tend to be found as Stock and Inventory (at the current product level valuation), and other Tangible Assets like the actual or current market value of owned Property.

Intangible Assets like intellectual property rights, or goodwill, are only valuable where market conditions are buoyant and optimistic, and allow for the on-going exploitation of such assets.

Certain items, like leased property holdings, are assets during buoyant market conditions in market specific locations; however in depressed market conditions or depressed market locations, these items are a liability because the company are tied to unprofitable locations and are constrained by the terms of the property leases, and other costs.

In many jurisdictions there will be liabilities due to national and local taxes and duties, outstanding social security contributions, and redundancy liabilities. Where a company is trading in difficult market conditions these items should be considered as liabilities chargeable against Shareholder Funds.

The Derived Financial calculations pay particular attention to the off balance sheet activities of the company, and the legal context to those activities. In addition assets which have been mortgaged or pledged or against which there is a charge cannot be regarded as assets; and a calculation must be made in relation to the actual market value of the assets set off against the amount of the charge. In many instances this produces a negative figure, and this is listed as a net liability and deducted from the Net Assets figure.

## 5. Additional Data

**The client can specify information as needed.**

This section can be used to specify non-Market or non-Corporate data and research, for example:-

- Product Data
- Distribution Data
- Processes
- Technologies
- Macro-Economic Issues
- Political Issues
- National Legislation and Regulations
- Product Certification and Conformity Issues
- Demographic Data
- Physical & Geographical data (for example, Highways, Elevations, et al)
- Business Resources
  
- Et cetera...



## Database Products supported by the After-Sales Service

The After-Sales Service support most DataGroup / Data Institute products and databases, including those shown below.

### Database Compatibility

The increased use of Database Management Systems, Business Planning and Control Systems, Enterprise Resource Planning, Management Information Systems, and other tools amongst management professionals has produced a critical need for the harmonisation of data across various software applications and systems platforms. The After-Sales Service ensures that its output, where required, will be fully compatible with DataGroup / Data Institute products and databases.

For this reason all the databases and reports provided use harmonised database and data sets; thereby users can obtain any database from any of the publishers, for any of their brands, with the assurance that these databases are fully compatible and can be used in conjunction with one another and the various platforms, operating systems and software.





The DataGroup Stiftung has, since 2007, undertaken the harmonisation and convergence of the database specifications and definitions of the various database providers. This is to allow users a uniform and standardised reference to use with their planning and forecasting; and to allow cross-database functionality.



The data sets, modules and standards shown are now fully harmonised and standardised to allow data and software interflow and cross-platform usage of the databases. Users may obtain older data dictionaries and standards, and/or data sets and data dictionaries for their own national standards. The standard product and market definitions have been harmonised and are provided (in the standard database products supplied), often as the NAICS classifications. Users wishing to remain with the previous SIC classifications may obtain these databases under that classification system. Users requiring other (U.N., European, Japanese, et cetera) classification definitions and norms may obtain those as necessary. Accounting standards are also harmonised according to the U.S. regulatory norms; however other norms are available. Data dictionary and data definition bridges and converters are available to allow users to update or standardise their databases. The DataGroup Stiftung has undertaken to maintain support for the older data dictionary standards and definitions until 2018; however users are urged to update at their earliest convenience.

### Database Flowchart + Configuration

The flowchart provides the minimum configuration for the databases provided by the DataGroup / Data Institute publishers and brands. All the data, time and record sets of these databases are fully compatible.

[http://www.datagroup.org/BASE\\_FOLDERS/CHAPTER\\_HTM/Ch\\_dg\\_dataflow.htm](http://www.datagroup.org/BASE_FOLDERS/CHAPTER_HTM/Ch_dg_dataflow.htm)

The output provided by the After-Sales Service will respect the standard data configuration to ensure compatibility.

## About DataGroup

DataGroup was formed in 1974 by a group of management consultants and information technology specialists whom had previous worked with, amongst other organisations, the U.S. Department of Commerce, Bank of America, Chase Econometrics, The Marketing Strategies Institute, the OECD in Paris, and MITI in Tokyo. DataGroup was established in order to develop a systemised, computerised, and uniform methodology to facilitate real world forecasting models for macro-economic, micro-economic, market, product, and industry purposes.

For full details of DataGroup's history please see: [About DataGroup](#)

## DataGroup Clients

DataGroup do not publish a list of current client list due to client confidentiality; however a partial list of client in the period 1975 to 2000 is shown here: [DataGroup Client 1975-2000](#)



Published by The DataGroup Stiftung, Vaduz, Liechtenstein. Copyright © by DataGroup Stiftung. All rights reserved. No part of the contents of this document may be reproduced for third party distribution or transmitted to third parties in any form or by any means without the written permission of the publisher. DataGroup publications are available worldwide only through authorized distributors.

All trademarks are recognized and are used as only an identifier and as Fair Comment as allowed in United States copyright law and the decisions of the European Court. Microsoft, Word, Excel, Access, Windows, and associated logos and identifiers are trademarks of Microsoft Corporation. The copyright and trademarks of the U.S. Government Printing Office, Bureau of the Census, U.S. Department of Commerce, U.S. Office of Management and Budget, U.S. General Accounting Office, National Technical Information Service and other U.S. Government Departments and Agencies are recognized. The copyright and trademarks of all publishers and producers of ancillary documentation and software are recognized.