

Boilers, Boiler Fittings, Heat Exchangers, Controls & Services Market Sectors

World Report & Database



Data Group Africa Data Group Asia Data Group Europe Data Group USA

PureData

established in 1974, and a



brand since 1981.

www.datagroup.org



Database Ref: 33241DG6_L
This database is updated monthly.

Boilers, Boiler Fittings, Heat Exchangers, Controls & Services Market Sectors World Report & Database



BOILERS - BOILER FITTINGS - HEAT EXCHANGERS - CONTROLS + SERVICES MARKET SECTORS REPORT

The Boilers, Boiler Fittings, Heat Exchangers, Controls & Services Market Sectors Report & Database has the following information. The base report has 59 chapters, plus the Excel spreadsheets & Access databases specified.

This research provides World on Boilers, Boiler Fittings, Heat Exchangers, Controls & Services Market Sectors. The report is available in several Editions and Parts and the contents and cost of each part is shown below. The Client can choose the Edition required; and subsequently any Parts that are required from the After-Sales Service.

Contents

Description	5
Coverage	6
REPORT EDITIONS.....	27
World Report & Database.....	27
Regional Report & Database.....	27
Country Report & Database	27
Town & Country Report & Database	27
Markets & Products.....	29
Products & Markets covered:.....	30
Geographic Coverage	50
Financial data	51
Balance Sheet Data	51

Financial Margins & Ratios Data	51
General Contents	52
Market Research Contents	53
Databases & Structures	53
NAICS / SIC coded reports and databases	55
Spreadsheets	56
Chapters	56
Countries	59
Methodology	62
Deliverables	62
Toolkits	63
Proprietary Software package compatibility	65
Resource Web	65
Data Product levels	66
Real Time Support	66
Research & Survey Methodology Analysis	67
Costs	68
Delivery	68
Payment	68
Appendix 1 : Regional Report country coverage	69
Appendix 2 : About the After-Sales Service	70
Database specificity	70
Costs	70
Delivery	70
Telephone Support	70
Online Support	70
Quotations	70
How to order After-Sales Services	71
Modular research	71
1. Market Research	72
Markets & Products	72
Part 1.1	72
Part 1.2	72
Part 1.3	72
Part 1.4	72
2. Distribution Channels & End Users Data	72
Distribution Channels & End Users	72
Distribution Channels	72

End Users	72
3. Survey Data	73
Supplementary Survey Data for the selected Products & Markets	73
Products	73
Operations	73
Buyer & Decision Maker Profiles	73
Trading Area	73
Competitors.....	73
Industry & Supplier Performance.....	73
Distribution Channels.....	73
Decision Makers	73
End Users	73
4. Corporate Data	74
Data Objectives for each Target Company	74
List of Target Companies.....	74
Base data objectives for the Target Company	75
Specific Additional corporate data required on Target Companies	76
Financial Data for the Target Company.....	77
Management Accounts	77
Specific Additional Financial data required on Target Companies	77
Balance Sheet and Management Ratios	78
5. Additional Data	80
Database Products supported by the After-Sales Service	81
Database Compatibility	81
Database Flowchart + Configuration	81
About DataGroup.....	82
DataGroup Clients	82

Description

Boilers, Boiler Fittings, Heat Exchangers, Controls & Services Market Sectors

BOILERS - BOILER FITTINGS - HEAT EXCHANGERS - CONTROLS + SERVICES MARKET SECTORS WORLD REPORT + DATABASE

The Boilers, Boiler Fittings, Heat Exchangers, Controls & Services Market Sectors World Report + Database gives Market Consumption / Products / Services for over 200 countries by 6 to 10-Digit NAICS Product Codes by 3 Time series: From 2007, Forecast to 2028 & 2045.

Countries covered include: Albania, Algeria, Angola, Argentina, Armenia, Aruba, Australia, Austria, Azerbaijan, Bahamas, Bahrain, Bangladesh, Barbados, Belarus, Belgium, Belize, Bolivia, Bosnia and Herzegovina, Botswana, Brazil, Bulgaria, Cambodia, Cameroon, Canada, Chile, China, Colombia, Costa Rica, Cote d'Ivoire, Croatia, Cuba, Cyprus, Czech Republic, Denmark, Dominica, Dominican Republic, Ecuador, Egypt, Eire, El Salvador, Eritrea, Estonia, Ethiopia, Finland, France, French Guiana, Gabon, Gambia, Georgia, Germany, Ghana, Greece, Guadeloupe, Guatemala, Guinea, Guinea-Bissau, Guyana, Haiti, Honduras, Hungary, Iceland, India, Indonesia, Iran, Iraq, Israel, Italy, Jamaica, Japan, Jordan, Kazakhstan, Kenya, Kuwait, Kyrgyzstan, Laos, Latvia, Lebanon, Lesotho, Liberia, Libya, Lithuania, Luxembourg, Macedonia, Madagascar, Malawi, Malaysia, Malta, Martinique, Mexico, Moldova, Montenegro, Morocco, Mozambique, Namibia, Netherlands, Netherlands Antilles, New Zealand, Nicaragua, Nigeria, Norway, Oman, Pakistan, Panama, Papua New Guinea, Paraguay, Peru, Philippines, Poland, Portugal, Puerto Rico, Qatar, Reunion, Romania, Russia, Saudi Arabia, Senegal, Sierra Leone, Singapore, Slovakia, Slovenia, South Africa, South Korea, Spain, Sri Lanka, Sudan, Suriname, Swaziland, Sweden, Switzerland, Syria, Taiwan, Tajikistan, Tanzania, Thailand, Trinidad and Tobago, Tunisia, Turkey, Turkmenistan, Uganda, Ukraine, United Arab Emirates, United Kingdom, United States, Uruguay, Uzbekistan, Venezuela, Vietnam, Zambia, Zimbabwe.

59 MARKET RESEARCH CHAPTERS. SPREADSHEET CHAPTERS: Market Consumption - in US\$ by Country by Product/Service by Year. Market, Financial, Competitive, Market Segmentation, Industry, Critical Parameters, Marketing Costs, Markets, Decision Makers, Performance, Product Launch.

WORLD & NATIONAL REPORT MARKET DATABASE & SPREADSHEETS. FINANCIAL SPREADSHEETS & DATABASES. INDUSTRY SPREADSHEETS & DATABASES.

Data includes Market Consumption by individual Product / Service, Per-Capita Consumption, Marketing Costs & Margins, Product Launch Data, Buyers, End Users & Customer Profile, Consumer Demographics. Historic Balance Sheets, Forecast Financial Data, Industry Profile, National Data.

The report is on a DVD containing the entire web and databases; it is also delivered as an online download. Merge text, tables & databases for your own reports, spreadsheet calculations & modelling.

1157 Products/Markets covered, 2164 pages, 9981 spreadsheets, 9626 database tables, 590 illustrations. Updated monthly. 12 month After-Sales Service.

This database covers NAICS/SIC code: 33241DG6_L.

Coverage

BOILERS - BOILER FITTINGS - HEAT EXCHANGERS - CONTROLS + SERVICES MARKET SECTORS WORLD REPORT + DATABASE

The Market for Boilers, Boiler Fittings, Heat Exchangers, Controls & Services Market Sectors in each country by Products & Services.

This database covers NAICS/SIC code: 33241DG6_L. Products/Services classified by 5-Digit US Commerce Department Code and then defined by each 6 to 10-Digit Product Codes.

The Boilers, Boiler Fittings, Heat Exchangers, Controls & Services Market Sectors World Report + Database covers:

TIME SERIES : Historic from 2007, Forecast to 2028 & 2045. Consumption given at industry / distribution channel / service or product line level.

PRODUCTS & MARKETS COVERED:

BOILERS - BOILER FITTINGS - HEAT EXCHANGERS - CONTROLS + SERVICES MARKET SECTORS

1. Boilers, Boiler Fittings, Controls & Services Market Sectors
2. Crude petroleum & natural gas extraction
3. Natural gas liquid extraction
4. Oil and gas extraction N.S.K.
5. General mining
6. Mining, except oil and gas N.S.K.
7. Support activities for Minerals Extraction
8. Support Activities for Minerals Extraction N.S.K.
9. Electric power generation
10. Water supply & irrigation systems
11. Sewage treatment facilities
12. Steam & air-conditioning supply
13. Utilities N.S.K.
14. Land subdivision & land development
15. Single-family housing construction
16. Multifamily housing construction
17. Manufacturing & industrial building construction
18. Commercial building construction
19. Institutional building construction
20. Building, developing & general contracting N.S.K.
21. Highway & street construction
22. Bridge & tunnel construction
23. Water, sewer & pipeline construction
24. Power & communication transmission line construction
25. Industrial nonbuilding structure construction
26. General heavy construction
27. Heavy construction N.S.K.
28. Plumbing, heating & air-conditioning contractors
29. Painting & wall covering contractors
30. Electrical contractors
31. Masonry & stone contractors
32. Drywall, plastering, acoustical & insulation construction
33. Tile, marble, terrazzo & mosaic contractors
34. Carpentry contractors
35. Floor laying & other floor contractors

36. Roofing, siding & sheet metal contractors
 37. Concrete contractors
 38. Water well drilling contractors
 39. Structural steel erection contractors
 40. Glass & glazing contractors
 41. Excavation contractors
 42. Wrecking & demolition contractors
 43. Building equipment & other machinery installation construction
 44. General special trade contractors
 45. Special trade contractors N.S.K.
 46. New single family housing contractors
 47. New multifamily housing contractors
 48. New housing operative builders
 49. Industrial building construction
 50. Commercial building construction
 51. Construction of buildings N.S.K.
 52. Water and sewer system construction
 53. Oil and gas pipeline construction
 54. Power and communication system construction
 55. Land subdivision
 56. Highway, street and bridge construction
 57. General heavy construction
 58. Heavy and civil engineering construction N.S.K.
 59. Poured concrete foundation & structure contractors
 60. Structural steel & precast concrete contractors
 61. Framing contractors
 62. Masonry contractors
 63. Glass & glazing contractors
 64. Roofing contractors
 65. Siding contractors
 66. General building exterior contractors
 67. Electrical contractors
 68. Plumbing and HVAC contractors
 69. General building equipment contractors
 70. Drywall & insulation contractors
 71. Painting & wall covering contractors
 72. Flooring contractors
 73. Tile & terrazzo contractors
 74. Finish carpentry contractors
 75. General building finishing contractors
 76. Site preparation contractors
 77. General specialty trade contractors
 78. Specialty trade contractors N.S.K.
 79. Dog & cat food manufacturing
 80. General animal food manufacturing
 81. Flour Milling
 82. Rice milling
 83. Malt manufacturing
 84. Wet corn milling
 85. Soybean processing
 86. General oilseed processing
 87. Fats & oils refining & blending
 88. Breakfast cereal manufacturing
 89. Sugarcane mills
 90. Cane sugar refining
 91. Beet sugar manufacturing
 92. Chocolate & confectionery manufacturing
 93. Confectionery manufacturing
 94. Nonchocolate confectionery manufacturing
 95. Frozen fruit, juice & vegetable manufacturing
-

96. Frozen specialty food manufacturing
97. Fruit & vegetable canning
98. Specialty canning
99. Dried & dehydrated food manufacturing
100. Fluid milk manufacturing
101. Creamery butter manufacturing
102. Cheese manufacturing
103. Dry, condensed & evaporated dairy product manufacturing
104. Ice cream & frozen dessert manufacturing
105. Animal (except poultry) slaughtering
106. Meat processed from carcasses
107. Rendering & meat by-product processing
108. Poultry processing
109. Seafood canning
110. Fresh & frozen seafood processing
111. Retail bakeries
112. Commercial bakeries
113. Frozen cakes, pies & other pastries manufacturing
114. Cookies & Crackers
115. Flour Mixes & Dough
116. Dry pasta manufacturing
117. Roasted nuts & peanut butter manufacturing
118. General snack food manufacturing
119. Coffee & tea manufacturing
120. Flavoring syrup & concentrate manufacturing
121. Mayonnaise, dressing & other prepared sauce manufacturing
122. Spice & extract manufacturing
123. Perishable prepared food manufacturing
124. General food manufacturing
125. Food manufacturing N.S.K.
126. Soft drink manufacturing
127. Bottled water manufacturing
128. Breweries
129. Wineries
130. Distilleries
131. Beverage & tobacco product manufacturing N.S.K.
132. Yarn spinning mills
133. Yarn texturing, throwing & twisting mills
134. Thread mills
135. Broadwoven fabric mills
136. Narrow fabric mills
137. Schiffli machine embroidery
138. Nonwoven fabric mills
139. Weft knit fabric mills
140. General knit fabric & lace mills
141. Broadwoven fabric finishing mills
142. Textile & fabric finishing mills
143. Fabric coating mills
144. Textile mills N.S.K.
145. Carpet & rug mills
146. Curtain & drapery mills
147. General household textile product mills
148. Textile bag mills
149. Canvas & related product mills
150. Rope, cordage & twine mills
151. Tire cord & tire fabric mills
152. General textile product mills
153. Textile product mills N.S.K.
154. Sheer hosiery mills
155. General hosiery & sock mills

156. Outerwear knitting mills
157. Underwear & nightwear knitting mills
158. Men's & boys' cut & sew apparel contractors
159. Women's, girls' & infants' cut & sew apparel
160. Men's & boys' cut & sew underwear & nightwear manufacturing
161. Men's & boys' cut & sew suit, coat & overcoat manufacturing
162. Men's & boys' cut & sew shirt manufacturing
163. Men's & boys' cut & sew trouser, slack & jean manufacturing
164. Men's & boys' cut & sew work clothing manufacturing
165. Men's & boys' cut & sew other outerwear manufacturing
166. Women's & girls' cut/sew lingerie & nightwear manufacturing
167. Women's & girls' cut & sew blouse & shirt manufacturing
168. Women's & girls' cut & sew dress manufacturing
169. Women's & girls' cut & sew suit, coat, skirt manufacturing
170. Women's & girls' cut & sew other outerwear manufacturing
171. Infants' cut & sew apparel manufacturing
172. Fur & leather apparel manufacturing
173. General cut & sew apparel manufacturing
174. Hat, cap & millinery manufacturing
175. Glove & mitten manufacturing
176. Men's & boys' neckwear manufacturing
177. General apparel accessories & other apparel manufacturing
178. Apparel manufacturing N.S.K.
179. Leather & hide tanning & finishing
180. Rubber & plastics footwear manufacturing
181. House slipper manufacturing
182. Men's footwear (except athletic) manufacturing
183. Women's footwear (except athletic) manufacturing
184. General footwear manufacturing
185. Luggage manufacturing
186. Women's handbag & purse manufacturing
187. Personal leather good
188. General leather good manufacturing
189. Leather & allied product manufacturing N.S.K.
190. Sawmills
191. Wood preservation
192. Hardwood veneer & plywood manufacturing
193. Softwood veneer & plywood manufacturing
194. Engineered wood member manufacturing
195. Truss manufacturing
196. Reconstituted wood product manufacturing
197. Wood window & door manufacturing
198. Cut stock, resawing lumber & planing
199. General millwork & flooring
200. Wood container & pallet manufacturing
201. Manufactured home (mobile home) manufacturing
202. Prefabricated wood building manufacturing
203. General wood product manufacturing
204. Wood product manufacturing N.S.K.
205. Pulp mills
206. Paper (except newsprint) mills
207. Newsprint mills
208. Paperboard mills
209. Corrugated & solid fiber box manufacturing
210. Folding paperboard box manufacturing
211. Setup paperboard box manufacturing
212. Fiber can, tube, drum & similar products manufacturing
213. Nonfolding sanitary food container manufacturing
214. Coated & laminated packaging paper & plastics film
215. Coated & laminated paper manufacturing

216. Plastics, foil & coated paper bag manufacturing
 217. Uncoated paper & multiwall bag manufacturing
 218. Laminated aluminum foil manufacturing for flexible packaging
 219. Surface-coated paperboard manufacturing
 220. Die-cut paper & paperboard office supplies manufacturing
 221. Envelope manufacturing
 222. Stationery, tablet & related product manufacturing
 223. Sanitary paper product manufacturing
 224. General converted paper product manufacturing
 225. Paper manufacturing N.S.K.
 226. Commercial lithographic printing
 227. Commercial gravure printing
 228. Commercial flexographic printing
 229. Commercial screen printing
 230. Quick printing
 231. Digital printing
 232. Manifold business form printing
 233. Book printing
 234. Blankbook, looseleaf binder & device manufacturing
 235. General commercial printing
 236. Tradebinding & related work
 237. Prepress services
 238. Printing & related support activities N.S.K.
 239. Petroleum refineries
 240. Asphalt paving mixture & block manufacturing
 241. Asphalt shingle & coating materials manufacturing
 242. Petroleum lubricating oil & grease manufacturing
 243. General petroleum & coal products manufacturing
 244. Petroleum & coal products manufacturing N.S.K.
 245. Petrochemical manufacturing
 246. Industrial gas manufacturing
 247. Inorganic dye & pigment
 248. Synthetic organic dye & pigment manufacturing
 249. Alkalies & chlorine manufacturing
 250. Carbon black manufacturing
 251. Basic Inorganic Chemicals
 252. Gum & wood chemical manufacturing
 253. Cyclic crude & intermediate manufacturing
 254. Ethyl alcohol manufacturing
 255. General basic organic chemical manufacturing
 256. Plastics material & resin manufacturing
 257. Synthetic rubber manufacturing
 258. Cellulosic organic fiber manufacturing
 259. Noncellulosic organic fiber manufacturing
 260. Nitrogenous fertilizer manufacturing
 261. Phosphatic fertilizer manufacturing
 262. Fertilizer (mixing only) manufacturing
 263. Pesticide & other agricultural chemical manufacturing
 264. Medicinal & botanical manufacturing
 265. Pharmaceutical preparation manufacturing
 266. In-vitro diagnostic substance manufacturing
 267. Biological product (except diagnostic) manufacturing
 268. Paint & coating manufacturing
 269. Adhesive manufacturing
 270. Soap & other detergent manufacturing
 271. Polish & other sanitation good manufacturing
 272. Surface active agent manufacturing
 273. Toilet preparation manufacturing
 274. Printing ink manufacturing
 275. Explosives manufacturing
-

- 276. Custom compounding of purchased resin
- 277. Photographic film, paper, plate & chemical manufacturing
- 278. General chemical products
- 279. Chemical manufacturing N.S.K.
- 280. Unsupported plastics bag manufacturing
- 281. Unsupported plastics packaging film & sheet manufacturing
- 282. Unsupported plastics film & sheet
- 283. Unsupported plastics profile shape manufacturing
- 284. Plastics pipe & pipe fitting manufacturing
- 285. Laminated plastics plate, sheet & shape manufacturing
- 286. Polystyrene foam product manufacturing
- 287. Urethane & other foam product
- 288. Plastics bottle manufacturing
- 289. Plastics plumbing fixture manufacturing
- 290. Resilient floor covering manufacturing
- 291. General plastics product manufacturing
- 292. Tires
- 293. Tire retreading
- 294. Rubber & plastics hoses & belting manufacturing
- 295. Rubber product manufacturing for mechanical use
- 296. General rubber product manufacturing
- 297. Plastics & rubber products manufacturing N.S.K.
- 298. Vitreous china plumbing fixture & bathroom accessories
- 299. Vitreous china, fine earthenware & other pottery
- 300. Porcelain & Ceramic Products
- 301. Brick & structural clay tile manufacturing
- 302. Ceramic wall & floor tile manufacturing
- 303. General structural clay product manufacturing
- 304. Clay refractory manufacturing
- 305. Nonclay refractory manufacturing
- 306. Flat glass manufacturing
- 307. General pressed & blown glass & glassware manufacturing
- 308. Glass container manufacturing
- 309. Glass product manufacturing made of purchased glass
- 310. Cement Hydraulic
- 311. Ready-mix concrete manufacturing
- 312. Concrete block & brick manufacturing
- 313. Concrete pipe manufacturing
- 314. General concrete product manufacturing
- 315. Lime manufacturing
- 316. Gypsum product manufacturing
- 317. Abrasive Products
- 318. Cut stone & stone product manufacturing
- 319. Ground or treated mineral & earth manufacturing
- 320. Mineral wool manufacturing
- 321. General non-metallic minerals
- 322. Non-metallic mineral product manufacturing N.S.K.
- 323. Iron & steel mills
- 324. Electrometallurgical ferroalloy product manufacturing
- 325. Iron & steel pipes & tubes manufacturing
- 326. Cold-rolled steel shape manufacturing
- 327. Steel wire drawing
- 328. Alumina Refinery Products
- 329. Primary aluminum production
- 330. Secondary smelting & alloying of aluminum
- 331. Aluminum sheet, plate & foil manufacturing
- 332. Aluminum extruded product manufacturing
- 333. Aluminum Rolling & Drawing general
- 334. Primary smelting & refining of copper
- 335. General nonferrous metal primary smelting & refining

- 336. Copper rolling, drawing & extruding
 - 337. Copper wire (except mechanical) drawing
 - 338. Secondary smelting, refining & alloying of copper
 - 339. General nonferrous metal rolling, drawing & extruding
 - 340. General nonferrous metal secondary smelting, refining
 - 341. Iron foundries
 - 342. Steel investment foundries
 - 343. Steel foundries (except investment)
 - 344. Aluminum die-casting foundries
 - 345. Nonferrous (except aluminum) die-casting foundries
 - 346. Aluminum foundries (except die-casting)
 - 347. Copper foundries (except die-casting)
 - 348. General nonferrous foundries (except die-casting)
 - 349. Primary metal manufacturing N.S.K.
 - 350. Iron & steel forging
 - 351. Nonferrous forging
 - 352. Custom roll forming
 - 353. Crown & closure manufacturing
 - 354. Metal stamping
 - 355. Powder metallurgy part manufacturing
 - 356. Cutlery & flatware (except precious) manufacturing
 - 357. Hand & edge tool manufacturing
 - 358. Saw blade & handsaw manufacturing
 - 359. Kitchen utensil, pot & pan manufacturing
 - 360. Prefabricated metal building & component manufacturing
 - 361. Fabricated structural metal manufacturing
 - 362. Plate work manufacturing
 - 363. Metal window & door manufacturing
 - 364. Sheet metal work manufacturing
 - 365. Ornamental & architectural metal work manufacturing
 - 366. Power boiler & heat exchanger manufacturing
 - 367. Metal tank (heavy gauge) manufacturing
 - 368. Metal can manufacturing
 - 369. General metal container manufacturing
 - 370. Hardware manufacturing
 - 371. Spring (heavy gauge) manufacturing
 - 372. Spring (light gauge) manufacturing
 - 373. General fabricated wire product manufacturing
 - 374. Machine shops
 - 375. Precision turned product manufacturing
 - 376. Bolt, nut, screw, rivet & washer manufacturing
 - 377. Metal heat treating
 - 378. Metal coating/engraving
 - 379. Electroplating, plating, polishing, anodizing
 - 380. Industrial valve manufacturing
 - 381. Fluid power valve & hose fitting manufacturing
 - 382. Plumbing fixture fitting & trim manufacturing
 - 383. General metal valve & pipe fitting manufacturing
 - 384. Ball & roller bearing manufacturing
 - 385. Fabricated pipe & pipe fitting manufacturing
 - 386. Industrial pattern manufacturing
 - 387. Enameled iron & metal sanitary ware manufacturing
 - 388. General fabricated metal products
 - 389. Fabricated metal product manufacturing N.S.K.
 - 390. Farm machinery & equipment manufacturing
 - 391. Lawn & garden tractor & home lawn & garden equipment
 - 392. Construction machinery manufacturing
 - 393. Mining machinery & equipment manufacturing
 - 394. Oil & gas field machinery & equipment manufacturing
 - 395. Sawmill & woodworking machinery manufacturing
-

- 396. Plastics & rubber industry machinery manufacturing
- 397. Paper industry machinery manufacturing
- 398. Textile machinery manufacturing
- 399. Printing machinery & equipment manufacturing
- 400. Food product machinery manufacturing
- 401. Semiconductor machinery manufacturing
- 402. General industrial machinery manufacturing
- 403. Automatic vending machine manufacturing
- 404. Commercial laundry, drycleaning & pressing machines
- 405. Office machinery manufacturing
- 406. Optical instrument & lens manufacturing
- 407. Photographic & photocopying equipment manufacturing
- 408. General commercial & service industry machinery manufacturing
- 409. Air purification equipment manufacturing
- 410. Industrial & commercial fan & blower manufacturing
- 411. Heating equipment (except warm air furnaces) manufacturing
- 412. AC & warm air heating & commercial/industrial refrigeration
- 413. Industrial mold manufacturing
- 414. Machine tool (metal cutting types) manufacturing
- 415. Machine tool (metal forming types) manufacturing
- 416. Special die & tool, die set, jig & fixture manufacturing
- 417. Cutting tool & machine tool accessory manufacturing
- 418. Rolling mill machinery & equipment manufacturing
- 419. General metalworking machinery manufacturing
- 420. Turbine & turbine generator set unit manufacturing
- 421. Speed changer, industrial high-speed drive & gears
- 422. Mechanical power transmission equipment manufacturing
- 423. General engine equipment manufacturing
- 424. Pump & pumping equipment manufacturing
- 425. Air & gas compressor manufacturing
- 426. Measuring & dispensing pump manufacturing
- 427. Elevator & moving stairway manufacturing
- 428. Conveyor & conveying equipment manufacturing
- 429. Overhead traveling crane, hoist & monorail system
- 430. Industrial truck, tractor, trailer & stacker machinery
- 431. Power-driven handtool manufacturing
- 432. Welding & soldering equipment manufacturing
- 433. Packaging machinery manufacturing
- 434. Industrial process furnace & oven manufacturing
- 435. Fluid power cylinder & actuator manufacturing
- 436. Fluid power pump & motor manufacturing
- 437. Scale & balance (except laboratory) manufacturing
- 438. General general-purpose machinery
- 439. Machinery manufacturing N.S.K.
- 440. Electronic computer manufacturing
- 441. Computer storage device manufacturing
- 442. Computer terminal manufacturing
- 443. General computer peripheral equipment manufacturing
- 444. Telephone apparatus manufacturing
- 445. Radio & TV broadcasting & wireless communications
- 446. General communications equipment manufacturing
- 447. Audio & video equipment manufacturing
- 448. Electron tube manufacturing
- 449. Bare printed circuit board manufacturing
- 450. Semiconductor & related device manufacturing
- 451. Electronic capacitor manufacturing
- 452. Electronic resistor manufacturing
- 453. Electronic coil, transformer & other inductor manufacturing
- 454. Electronic connector manufacturing
- 455. Printed circuit assembly (electronic assembly) manufacturing

- 456. General electronic component manufacturing
 - 457. Electromedical & electrotherapeutic apparatus manufacturing
 - 458. Search, detection, navigation & guidance instruments
 - 459. Automatic environmental control manufacturing
 - 460. Industrial process control instrument manufacturing
 - 461. Totalizing fluid meter & counting device manufacturing
 - 462. Electricity measuring & testing instrument manufacturing
 - 463. Analytical laboratory instrument manufacturing
 - 464. Irradiation apparatus manufacturing
 - 465. Watch, clock & part manufacturing
 - 466. General measuring & controlling device manufacturing
 - 467. Software reproducing
 - 468. Prerecorded CD/ DVD / Blu-Ray & media
 - 469. Magnetic & optical recording media manufacturing
 - 470. Computer & electronic product manufacturing N.S.K.
 - 471. Electric lamp bulb & part manufacturing
 - 472. Residential electric lighting fixture manufacturing
 - 473. Commercial/industrial/institutional electric light
 - 474. General lighting equipment manufacturing
 - 475. Electric housewares & household fan manufacturing
 - 476. Household vacuum cleaner manufacturing
 - 477. Household cooking appliance manufacturing
 - 478. Household refrigerator & home freezer manufacturing
 - 479. Household laundry equipment manufacturing
 - 480. General major household appliance manufacturing
 - 481. Power, distribution & specialty transformer manufacturing
 - 482. Motor & generator manufacturing
 - 483. Switchgear & switchboard apparatus manufacturing
 - 484. Relay & industrial control manufacturing
 - 485. Storage battery manufacturing
 - 486. Primary battery manufacturing
 - 487. Fiber optic cable manufacturing
 - 488. General communication & energy wire manufacturing
 - 489. Current-carrying wiring device manufacturing
 - 490. Noncurrent-carrying wiring device manufacturing
 - 491. Carbon & graphite product manufacturing
 - 492. General electrical equipment & components
 - 493. Electrical equipment, appliance & component manufacturing N.S.K.
 - 494. Automobile manufacturing
 - 495. Light truck & utility vehicle manufacturing
 - 496. Heavy duty truck manufacturing
 - 497. Motor vehicle body manufacturing
 - 498. Truck trailer manufacturing
 - 499. Motor home manufacturing
 - 500. Travel trailer & camper manufacturing
 - 501. Carburetor, piston, piston ring & valve manufacturing
 - 502. Gasoline engine & engine parts manufacturing
 - 503. Vehicular lighting equipment manufacturing
 - 504. General motor vehicle electrical & electronic equipment
 - 505. Motor vehicle steering & suspension component
 - 506. Motor vehicle brake system manufacturing
 - 507. Motor vehicle transmission & power train parts manufacturing
 - 508. Motor vehicle seating & interior trim manufacturing
 - 509. Motor vehicle metal stamping
 - 510. Motor Vehicle Air-Conditioning Units and Systems
 - 511. General Motor Vehicle Parts
 - 512. Aircraft manufacturing
 - 513. Aircraft engine & engine parts manufacturing
 - 514. General aircraft part & auxiliary equipment manufacturing
 - 515. Railroad rolling stock manufacturing
-

- 516. Ship building & repairing
- 517. Boat building
- 518. Motorcycle, bicycle & parts manufacturing
- 519. General transportation equipment manufacturing
- 520. Transportation equipment manufacturing N.S.K.
- 521. Wood kitchen cabinet & counter top manufacturing
- 522. Upholstered household furniture manufacturing
- 523. Nonupholstered wood household furniture manufacturing
- 524. Metal household furniture manufacturing
- 525. Household furniture (except wood & metal) manufacturing
- 526. Institutional furniture manufacturing
- 527. Wood television, radio & sewing machine cabinets
- 528. Wood office furniture manufacturing
- 529. Custom architectural woodwork & millwork manufacturing
- 530. Office furniture (except wood) manufacturing
- 531. Showcase, partition, shelving & locker manufacturing
- 532. Mattress manufacturing
- 533. Blind & shade manufacturing
- 534. Furniture & related product manufacturing N.S.K.
- 535. Laboratory apparatus & furniture manufacturing
- 536. Surgical & medical instrument manufacturing
- 537. Surgical Appliances & supplies manufacturing
- 538. Dental equipment & supplies manufacturing
- 539. Ophthalmic goods manufacturing
- 540. Dental laboratories
- 541. Jewelry (except costume) manufacturing
- 542. Silverware & plated ware manufacturing
- 543. Jewelers' material & lapidary work manufacturing
- 544. Costume jewelry & novelty manufacturing
- 545. Sporting & athletic goods manufacturing
- 546. Doll & stuffed toy manufacturing
- 547. Game, toy & children's vehicle manufacturing
- 548. Pen & mechanical pencil manufacturing
- 549. Lead pencil & art good manufacturing
- 550. Marking device manufacturing
- 551. Carbon paper & inked ribbon manufacturing
- 552. Sign manufacturing
- 553. Gasket, packing & sealing device manufacturing
- 554. Musical instrument manufacturing
- 555. Fastener, button, needle & pin manufacturing
- 556. Broom, brush & mop manufacturing
- 557. Burial casket manufacturing
- 558. General manufacturing
- 559. General manufacturing N.S.K.
- 560. Automobile & other motor vehicle wholesale
- 561. Motor vehicle supplies & new parts wholesale
- 562. Tire & tube wholesale
- 563. Motor vehicle parts, (used) wholesale
- 564. Furniture wholesale
- 565. Home furnishings wholesale
- 566. Lumber, plywood, millwork & wood panel wholesale
- 567. Brick, stone & related construction materials wholesale
- 568. Roofing, siding & insulation material wholesale
- 569. General construction materials wholesale
- 570. Photographic equipment & supplies wholesale
- 571. Office equipment wholesale
- 572. Computer & computer peripheral equipment & software
- 573. General commercial equipment wholesale
- 574. Medical, dental & hospital equipment & supplies wholesale
- 575. Ophthalmic goods wholesale

- 576. General professional equipment & supplies wholesale
- 577. Metal service centers & offices
- 578. Coal & other mineral & ore wholesale
- 579. Electrical apparatus & equipment , wiring supplies
- 580. Electrical appliance, television & radio set wholesale
- 581. General electronic parts & equipment wholesale
- 582. Hardware wholesale
- 583. Plumbing & heating equipment & supplies
- 584. Warm air heating & air-conditioning equipment
- 585. Refrigeration equipment & supplies wholesale
- 586. Construction & mining (except petroleum) machinery
- 587. Farm & garden machinery & equipment wholesale
- 588. Industrial machinery & equipment wholesale
- 589. Industrial supplies wholesale
- 590. Service establishment equipment & supplies wholesale
- 591. Transportation equipment & supplies
- 592. Sporting & recreational goods & supplies wholesale
- 593. Toy & hobby goods & supplies wholesale
- 594. Recyclable material wholesale
- 595. Jewelry/watch/silverware/precious stone & precious
- 596. General durable goods wholesale
- 597. Wholesale trade, durable goods N.S.K.
- 598. Printing & writing paper wholesale
- 599. Stationery & office supplies wholesale
- 600. Industrial & personal service paper wholesale
- 601. Drugs & druggists' sundries wholesale
- 602. Piece goods, notions & other dry goods wholesale
- 603. Men's & boys' clothing & furnishings wholesale
- 604. Women's, children's & infants' clothing & accessories
- 605. Footwear wholesale
- 606. General-line grocery wholesale
- 607. Packaged frozen food wholesale
- 608. Dairy products, (except dried or canned) wholesale
- 609. Poultry & poultry product wholesale
- 610. Confectionery wholesale
- 611. Fish & seafood wholesale
- 612. Meat & meat product wholesale
- 613. Fresh fruit & vegetable wholesale
- 614. General grocery & related products wholesale
- 615. Grain & field bean wholesale
- 616. Livestock wholesale
- 617. General farm product raw material wholesale
- 618. Plastics materials & basic forms & shapes wholesale
- 619. General chemical & allied products wholesale
- 620. Petroleum bulk stations & terminals
- 621. Petroleum & petroleum wholesale
- 622. Beer & ale wholesale
- 623. Wine & distilled alcoholic beverage wholesale
- 624. Farm supplies wholesale
- 625. Book, periodical & newspaper wholesale
- 626. Flower, nursery stock & florists' supplies wholesale
- 627. Tobacco & tobacco product wholesale
- 628. Paint, varnish & supplies wholesale
- 629. General nondurable goods wholesale
- 630. Wholesale trade, nondurable goods N.S.K.
- 631. Automobile & other motor vehicle merchant wholesalers
- 632. Motor vehicle supplies & new parts merchant wholesalers
- 633. Tire & tube merchant wholesale
- 634. Motor vehicle parts (used) merchant wholesalers
- 635. Furniture merchant wholesalers

- 636. Home furnishing merchant wholesalers
- 637. Lumber, plywood & wood panel merchant wholesalers
- 638. Brick, stone & construction material merchant wholesalers
- 639. Nonwood Roofing, nonwood Siding, and Insulation Materials
- 640. General construction material merchant wholesalers
- 641. Office equipment merchant wholesale
- 642. Computers & peripheral equipment & software merchant wholesalers
- 643. General commercial equipment merchant wholesalers
- 644. Medical, dental & hospital equipment wholesalers
- 645. Ophthalmic goods merchant wholesale
- 646. General professional equipment & supplies merchant wholesalers
- 647. Metal service centers & other metal merchant wholesalers
- 648. Coal & other mineral & ore merchant wholesalers
- 649. Electrical apparatus & equipment & wiring wholesale
- 650. Electric appliance, TV & radio merchant wholesale
- 651. General electronic parts & equipment merchant wholesalers
- 652. Hardware merchant wholesale
- 653. Plumbing & heating equipment & supplies merchant wholesale
- 654. Warm air heating & AC equipment merchant wholesale
- 655. Refrigeration equipment & supplies merchant wholesale
- 656. Construction & mining machinery & equipment merchant wholesale
- 657. Farm & garden machinery & equipment merchant wholesalers
- 658. Industrial machinery & equipment merchant wholesalers
- 659. Industrial supplies merchant wholesalers
- 660. Service establishment equipment & supplies wholesalers
- 661. Transport equipment & supplies merchant wholesalers
- 662. Sporting goods & supplies merchant wholesale
- 663. Toy & hobby goods & supplies merchant wholesale
- 664. Recyclable material merchant wholesalers
- 665. Jewelry, watch, precious metal merchant wholesalers
- 666. General durable goods merchant wholesalers
- 667. Durable goods merchant wholesalers N.S.K.
- 668. Printing & writing paper merchant wholesale
- 669. Stationery & office supplies merchant wholesale
- 670. Industrial & personal service paper merchant wholesale
- 671. Drugs & druggists' sundries merchant wholesalers
- 672. Piece goods, notions, other goods merchant wholesalers
- 673. Men's & boys' clothing & access merchant wholesale
- 674. Women's & child clothing & access merchant wholesale
- 675. Footwear merchant wholesale
- 676. General line grocery merchant wholesalers
- 677. Packaged frozen food merchant wholesale
- 678. Dairy products merchant wholesalers
- 679. Poultry & poultry products merchant wholesalers
- 680. Confectionery merchant wholesale
- 681. Fish & seafood merchant wholesale
- 682. Meat & meat products merchant wholesale
- 683. Fresh fruit & vegetable merchant wholesale
- 684. General grocery & related products merchant wholesalers
- 685. Grain & field bean merchant wholesale
- 686. Livestock merchant wholesale
- 687. General farm product raw materials merchant wholesalers
- 688. Plastics materials & basic forms merchant wholesale
- 689. General chemicals & allied products merchant wholesalers
- 690. Petroleum bulk stations & terminals
- 691. Petrol & petrol products merchant wholesale
- 692. Beer & ale merchant wholesale
- 693. Wine & alcoholic beverage merchant wholesalers
- 694. Farm supplies merchant wholesalers
- 695. Book, periodical & newspaper merchant wholesale

- 696. Flowers & florists' supplies merchant wholesale
 - 697. Tobacco & tobacco product merchant wholesale
 - 698. Paint, varnish & supplies merchant wholesale
 - 699. General nondurable goods merchant wholesalers
 - 700. Nondurable goods merchant wholesalers N.S.K.
 - 701. Wholesale trade agents & brokers
 - 702. Wholesale electronic markets and agents and brokers N.S.K.
 - 703. New car dealers
 - 704. Used car dealers
 - 705. Recreational vehicle dealers
 - 706. Motorcycle dealers
 - 707. Boat dealers
 - 708. General motor vehicle dealers
 - 709. Automotive parts & accessories stores
 - 710. Tire dealers
 - 711. Motor vehicle & parts dealers N.S.K.
 - 712. Furniture stores
 - 713. Floor covering stores
 - 714. Window treatment stores
 - 715. General home furnishings stores
 - 716. Furniture & home furnishings stores N.S.K.
 - 717. Household appliance stores
 - 718. Radio, television & other electronics stores
 - 719. Computer & software stores
 - 720. Electronics & appliance stores N.S.K.
 - 721. Home centers
 - 722. Paint & wallpaper stores
 - 723. Hardware stores
 - 724. General building material dealers
 - 725. Outdoor power equipment stores
 - 726. Nursery & garden centers
 - 727. Building material & garden equipment & supplies dealers N.S.K.
 - 728. Supermarkets & other grocery (except convenience) stores
 - 729. Convenience stores
 - 730. Meat markets
 - 731. Fish & seafood markets
 - 732. Fruit & vegetable markets
 - 733. Baked goods stores
 - 734. Confectionery & nut stores
 - 735. General specialty food stores
 - 736. Beer, wine & liquor stores
 - 737. Food & beverage stores N.S.K.
 - 738. Pharmacies & drug stores
 - 739. Cosmetics, beauty supplies & perfume stores
 - 740. Optical goods stores
 - 741. Food (health) supplement stores
 - 742. General health & personal care stores
 - 743. Health & personal care stores N.S.K.
 - 744. Gasoline stations with convenience stores
 - 745. General gasoline stations
 - 746. Gasoline stations N.S.K.
 - 747. Men's clothing stores
 - 748. Women's clothing stores
 - 749. Children's & infants' clothing stores
 - 750. Family clothing stores
 - 751. Clothing accessories stores
 - 752. General clothing stores
 - 753. Shoe stores
 - 754. Jewelry stores
 - 755. Luggage & leather goods stores
-

756.	Clothing & clothing accessories stores N.S.K.
757.	Sporting goods stores
758.	Hobby, toy & game stores
759.	Sewing, needlework & piece goods stores
760.	Musical instrument & supplies stores
761.	Book stores
762.	News dealers & newsstands
763.	Prerecorded media, compact disc & record stores
764.	Sporting goods, hobby, book & music stores N.S.K.
765.	Department stores
766.	Department stores (except discount dept stores) (excl leased depts)
767.	Discount department stores (excl leased depts)
768.	Warehouse clubs & superstores
769.	General merchandise stores
770.	General merchandise stores N.S.K.
771.	Florists
772.	Office supplies & stationery stores
773.	Gift, novelty & souvenir stores
774.	Used merchandise stores
775.	Pet & pet supplies stores
776.	Art dealers
777.	General store retailers
778.	General store retailers N.S.K.
779.	Electronic shopping & mail-order houses
780.	Electronic shopping
781.	Vending machine operators
782.	Heating oil dealers
783.	General fuel dealers
784.	General direct selling establishments
785.	Nonstore retailers N.S.K.
786.	Scheduled passenger air transportation
787.	General air transportation
788.	Air transportation N.S.K.
789.	Rail transportation
790.	Rail transportation N.S.K.
791.	Water transportation
792.	Water transportation N.S.K.
793.	General freight trucking, local
794.	General freight trucking, long-distance, truckload
795.	General freight trucking, long-distance, less than truckload
796.	Used household & office goods moving
797.	Specialized freight trucking, local
798.	Specialized freight trucking, long-distance
799.	Truck transportation N.S.K.
800.	Mixed mode transit systems
801.	Commuter rail systems
802.	Bus & motor vehicle transit systems
803.	General urban transit systems
804.	Interurban & rural bus transportation
805.	Taxi service
806.	School & employee bus transportation
807.	Charter bus industry
808.	Special needs transportation
809.	General transit & ground passenger transportation
810.	Transit & ground passenger transportation N.S.K.
811.	Pipeline transportation of crude oil
812.	Pipeline transportation of natural gas
813.	Pipeline transportation of refined petroleum products
814.	General pipeline transportation
815.	Pipeline transportation N.S.K.

816.	Scenic & sightseeing transportation, land
817.	Scenic & sightseeing transportation, other
818.	Scenic & sightseeing transportation N.S.K.
819.	Airport operations
820.	General support activities for air transportation
821.	Support activities for rail transportation
822.	Port & harbor operations
823.	General support activities for water transportation
824.	General support activities for road transportation
825.	Freight transportation arrangement
826.	Packing & crating
827.	General support activities for transportation
828.	Support activities for transportation N.S.K.
829.	Postal service
830.	Postal service N.S.K.
831.	Couriers
832.	Local messengers & local delivery
833.	Couriers & messengers N.S.K.
834.	General warehousing & storage
835.	Refrigerated warehousing & storage
836.	Farm product warehousing & storage
837.	General warehousing & storage
838.	Warehousing & storage N.S.K.
839.	Newspaper publishers
840.	Periodical publishers
841.	Book publishers
842.	Database & directory publishers
843.	Greeting card publishers
844.	General publishers
845.	Software publishers
846.	Publishing industries (except Internet) N.S.K.
847.	Motion picture & video production
848.	Motion picture & video distribution
849.	Motion picture theaters
850.	Motion picture & video industries
851.	Sound recording industries
852.	Motion picture & sound recording industries N.S.K.
853.	Television broadcasting
854.	Wired telecommunications carriers
855.	Cellular & other wireless telecommunications
856.	Broadcasting & telecommunications N.S.K.
857.	News syndicates
858.	Libraries & archives
859.	On-line information services
860.	General information services
861.	Data processing services
862.	Information services & data processing services N.S.K.
863.	Radio networks
864.	Radio stations
865.	Cable & other subscription programming
866.	Broadcasting (except Internet) N.S.K.
867.	Internet publishing & broadcasting
868.	Internet publishing & broadcasting N.S.K.
869.	Wired telecommunications carriers
870.	Cellular & other wireless telecommunications
871.	Telecommunications resellers
872.	Satellite telecommunications
873.	Cable & other program distribution
874.	General telecommunications
875.	Telecommunications N.S.K.

876.	Data processing, hosting & related services
877.	Internet service providers, web search portals & data processing N.S.K.
878.	News syndicates
879.	Libraries & archives
880.	General information services
881.	General information services N.S.K.
882.	Monetary authorities - central bank
883.	Monetary authorities - central bank N.S.K.
884.	Commercial banking
885.	Savings institutions
886.	Credit card issuing
887.	Sales financing
888.	Consumer lending
889.	Real estate credit
890.	General nondepository credit intermediation
891.	Mortgage & nonmortgage loan brokers
892.	Activities related to credit intermediation
893.	Credit intermediation & related activities N.S.K.
894.	Investment banking & securities dealing
895.	Securities brokerage
896.	Commodity contracts dealing
897.	Commodity contracts brokerage
898.	Securities & commodity exchanges
899.	General intermediation
900.	Portfolio management
901.	Investment advice
902.	Trust, fiduciary & custody activities
903.	General financial investment activities
904.	Securities intermediation & related activities N.S.K.
905.	Direct life insurance carriers
906.	Direct health & medical insurance carriers
907.	Direct property & casualty insurance carriers
908.	Direct title insurance carriers
909.	General direct insurance carriers
910.	Reinsurance carriers
911.	Insurance agencies & brokerages
912.	Claims adjusting
913.	Third party administration of insurance & pension
914.	General insurance related activities
915.	Insurance carriers & related activities N.S.K.
916.	Real Estate Investment Trusts
917.	Funds, trusts & other financial vehicles N.S.K.
918.	Lessors of residential buildings & dwellings
919.	Lessors of non-residential buildings
920.	Lessors of miniwarehouses & self storage units
921.	Lessors of other real estate property
922.	Offices of real estate agents & brokers
923.	Residential property managers
924.	Non-residential property managers
925.	Offices of real estate appraisers
926.	General activities related to real estate
927.	Real estate N.S.K.
928.	Passenger car rental
929.	Passenger car leasing
930.	Truck, utility trailer & RV rental & leasing
931.	Consumer electronics & appliances rental
932.	Formal wear & costume rental
933.	Home health equipment rental
934.	Recreational goods rental
935.	General consumer goods rental

936. General rental centers
937. Commercial air/rail/water transportation equipment rental
938. Construction/mining/forestry machinery & equipment rental
939. Office machinery & equipment rental & leasing
940. Other commercial/industrial machinery & equipment rental
941. Rental & leasing services N.S.K.
942. Lessors of intangible assets
943. Lessors of nonfinancial intangible assets N.S.K.
944. Offices of lawyers
945. General legal services
946. Offices of certified public accountants
947. Tax return preparation services
948. Payroll services
949. General accounting services
950. Architectural services
951. Landscape architectural services
952. Engineering services
953. Drafting services
954. Building inspection services
955. Geophysical surveying & mapping services
956. Surveying & mapping (except geophysical) services
957. Chemical analysis & testing
958. Nondestructive testing
959. Mechanical testing
960. Geotechnical/geosciences testing
961. Electrical & Electronic testing
962. Biological testing
963. Acoustic, optical, & thermal testing
964. Interior design services
965. Industrial design services
966. Graphic design services
967. General specialized design services
968. Custom computer programming services
969. Computer systems design services
970. Computer facilities management services
971. General computer related services
972. Administrative management
973. Human resources & executive search consulting
974. Marketing consulting services
975. Process, physical distribution & logistics consul
976. General management consulting services
977. Environmental consulting services
978. General scientific & technical consulting services
979. R&D in the physical, engineering & life sciences
980. R&D in the social sciences & humanities
981. Advertising agencies
982. Public relations agencies
983. Media buying services
984. Media representatives
985. Direct mail advertising
986. Advertising material distribution services
987. General services related to advertising
988. Marketing research & public opinion polling
989. Photographic studios, portrait
990. Commercial photography
991. Translation & interpretation services
992. Veterinary services
993. General professional, scientific & technical se
994. Professional, scientific & technical services N.S.K.
995. Offices of bank holding companies

996.	Offices of other holding companies
997.	Corporate, subsidiary & regional managing offices
998.	Management of companies & enterprises N.S.K.
999.	Office administrative services
999.	Facilities support services
999.	Employment placement agencies
999.	Temporary help services
999.	Employee leasing services
999.	Document preparation services
999.	Telephone answering services
999.	Telemarketing bureaus
999.	Private mail centers
999.	General business service centers
999.	General business support services
999.	Travel agencies
999.	Tour operators
999.	Convention & visitors bureaus
999.	General travel arrangement & reservation service
999.	Investigation services
999.	Security guards & patrol services
999.	Armored car services
999.	Security systems services
999.	Locksmiths
999.	Exterminating & pest control services
999.	Janitorial services
999.	Landscaping services
999.	Carpet & upholstery cleaning services
999.	General services to buildings & dwellings
999.	Packaging & labeling services
999.	Convention & trade show organizers
999.	General support services
999.	Administrative & support services N.S.K.
999.	General waste collection
999.	Hazardous waste treatment & disposal
999.	Solid waste combustors & incinerators
999.	General nonhazardous waste treatment & disposal
999.	Remediation services
999.	Materials recovery facility
999.	General waste management services
999.	Waste management & remediation services N.S.K.
999.	Business & secretarial schools
999.	Computer training
999.	Professional & management development training
999.	Cosmetology & barber schools
999.	Apprenticeship training
999.	General trade & technical schools
999.	Fine arts schools
999.	Sports & recreation instruction
999.	Language schools
999.	Exam preparation & tutoring
999.	General schools & instruction
999.	Educational support services
999.	Educational services N.S.K.
999.	Offices of physicians
999.	Offices of physicians, mental health specialists
999.	Offices of dentists
999.	Offices of chiropractors
999.	Offices of optometrists
999.	Offices of mental health practitioners
999.	Offices of physical, occupational & speech therapists

999. Offices of podiatrists
 999. Offices of general health practitioners
 999. Family planning centers
 999. Outpatient mental health & substance abuse centers
 999. HMO medical centers
 999. Kidney dialysis centers
 999. Ambulatory surgical & emergency centers
 999. General Outpatient care centers
 999. Medical laboratories
 999. Diagnostic imaging centers
 999. Home health care services
 999. General health care
 999. Ambulatory health care services N.S.K.
 999. General medical & surgical hospitals
 999. Psychiatric & substance abuse hospitals
 999. Specialty (except psychiatric & substance abuse) hospitals
 999. Hospitals N.S.K.
 999. Nursing care facilities
 999. Residential mental retardation facilities
 999. Residential mental health & substance abuse
 999. Continuing care retirement communities
 999. Homes for the elderly
 999. General residential care facilities
 999. Nursing & residential care facilities N.S.K.
 999. Child & youth services
 999. Services for the elderly & persons with disability
 999. General individual & family services
 999. General community housing services
 999. Emergency & other relief services
 999. Vocational rehabilitation services
 999. Child day care services
 999. Social assistance N.S.K.
 999. Theater companies & dinner theaters
 999. Sports teams & clubs
 999. General spectator sports
 999. Performing arts, spectator sports & related industries N.S.K.
 999. Museums
 999. Zoos & botanical gardens
 999. Nature parks & other similar institutions
 999. Museums, historical sites & similar institutions N.S.K.
 999. Amusement & theme parks
 999. Amusement arcades
 999. Casino: Gambling Income
 999. Casino: non-Gambling Operations
 999. General gambling industries
 999. Golf courses & country clubs
 999. Fitness & recreational sports centers
 999. Bowling centers
 999. General amusement & recreation industries
 999. Amusement, gambling & recreation industries N.S.K.
 999. Hotels & motels
 999. Bed & breakfast inns
 999. General traveler accommodation
 999. Rooming & boarding houses
 999. Accommodation N.S.K.
 999. Full-service restaurants
 999. Limited-service restaurants
 999. Cafeterias
 999. Snack & beverage bars
 999. Foodservice contractors

- 999. Caterers
- 999. Mobile foodservices
- 999. Drinking places
- 999. Food services & drinking places N.S.K.
- 999. General automotive repair
- 999. Automotive exhaust system repair
- 999. Automotive transmission repair
- 999. General automotive mechanical & electrical repair
- 999. Automotive body, paint & interior repair
- 999. Automotive glass replacement shops
- 999. Automotive oil change & lubrication shops
- 999. General automotive repair & maintenance
- 999. Consumer electronics repair & maintenance
- 999. Computer & office machine repair & maintenance
- 999. Communication equipment repair & maintenance
- 999. General electronic & precision equipment repair
- 999. Commercial & industrial machinery & equipment
- 999. Home & garden equipment repair & maintenance
- 999. Appliance repair & maintenance
- 999. Reupholstery & furniture repair
- 999. Footwear & leather goods repair
- 999. General personal & household goods repair
- 999. Repair & maintenance N.S.K.
- 999. Barber shops
- 999. Beauty shops
- 999. Nail salons
- 999. Diet & weight reducing services
- 999. Personal care services
- 999. Coin-operated laundries & drycleaners
- 999. Drycleaning & laundry services
- 999. Linen supply
- 999. Industrial launderers
- 999. Pet care (except veterinary) services
- 999. General personal services
- 999. Personal & laundry services N.S.K.
- 999. Voluntary health organizations
- 999. Civic & social organizations
- 999. Business associations
- 999. Professional organizations
- 999. Civic / Professional & similar organisations N.S.K.
- 999. Private or Not Specifically Known

59 MARKET RESEARCH CHAPTER

1 Administration, 2 Advertising, 3 Buyers - Commercial Operations, 4 Buyers - Competitors, 5 Buyers - Major City, 6 Buyers - Products, 7 Buyers - Trade Cell, 8 Competitive Industry Analysis, 9 Competitor Analysis, 10 Country Focus, 11 Distribution, 12 Business Decision Scenarios, 13 Capital Costs Scenarios, 14 Cashflow Option Scenarios, 15 Cost Structure Scenarios, 16 Historic Industry Balance Sheet, 17 Historic Marketing Costs & Margins, 18 Investment + Cost Reduction Scenarios, 19 Market Climate Scenarios, 20 Marketing Costs, 21 Marketing Expenditure Scenarios, 22 Marketing Margins, 23 Strategic Options Scenarios, 24 Survival Scenarios, 25 Tactical Options Scenarios, 26 Geographic Data, 27 Industry Norms, 28 Major City Market Analysis, 29 Capital Access Scenarios, 30 Market Cashflow Scenarios, 31 Economic Climate Scenarios, 32 Market Investment + Costs Scenarios, 33 Marketing Expenditure Scenarios, 34 Market Risk Scenarios, 35 Market Strategic Options, 36 Market Survival Options, 37 Market Tactical Options, 38 Marketing Expenditure -v- Market Share, 39 Marketing Strategy Development, 40 Markets, 41 Operational Analysis, 42 Overseas Development, 43 Personnel Management, 44 Physical Distribution + Customer Handling, 45 Pricing, 46 Process + Order Handling, 47 Product Analysis, 48 Product Development, 49 Product Marketing Factors, 50 Product Mix, 51 Product Summary, 52 Profit Risk Scenarios, 53 Promotional

Mix, 54 Salesforce Decisions, 55 Sales Promotion, 56 Surveys, 57 Targets -Product + Market, 58 Technology, 59 Trade Cell Analysis.

SPREADSHEET CHAPTERS

PRODUCT CONSUMPTION - in US\$ by Country by Product/Service by Year: From 2007, Forecast to 2028 & 2045. Market, Financial, Competitive, Market Segmentation, Industry, Critical Parameters, Marketing Costs, Markets, Decision Makers, Performance, Product Launch.

WORLD & NATIONAL REPORT MARKET DATABASE & SPREADSHEETS: 1332 World Database tables & Spreadsheets covering business scenarios. 1435 World Database tables & Spreadsheets covering Markets, Market Forecast, Financial Forecast, Financial Margins, Historic Financial, Historic Costs, Industry Norms for each country. 3816 National Database tables & Spreadsheets covering business scenarios.

FINANCIAL SPREADSHEETS & DATABASES: 188 Balance Sheet, Financial Margins & Ratios for each of 103 Business Scenarios - by Country by Year - From 2007, Forecast to 2028 & 2045.

INDUSTRY SPREADSHEETS & DATABASES: 820 Database tables & Spreadsheets covering Historic Industry Balance Sheet Data, Forecast Industry Financial Data, Industry Profiles & Norms - by Country by Year - From 2007, Forecast to 2028 & 2045.

NATIONAL DATA - by Country by Year.

The report is produced on a DVD containing the entire report web and databases; it is also delivered as an online download. Readers can access & reproduce the information for their own documents or reports. Tables & databases as Access & Excel formats enable readers to produce their own spreadsheet calculations and modelling.

1157 Products covered for over 200 Countries: 2164 pages, 9981 spreadsheets, 9626 database tables, 590 diagrams & maps.

This database is updated monthly. 12 months Full After-Sales Services & Updates available from the publishers.

This report is also available as 9 Regional Reports: Canada and the USA, Central America (31 countries), South America (13 countries), Europe (45 countries), Eurasia (4 countries), Middle East (19 Countries), Africa (54 countries), Asia (48 countries), and Oceania (20 countries). This report is also available for individual countries.

REPORT EDITIONS

Boilers, Boiler Fittings, Heat Exchangers, Controls & Services Market Sectors

The World on Boilers, Boiler Fittings, Heat Exchangers, Controls & Services Market Sectors is available in several editions, and also there are various additional elements available from the After-Sales Service.

World Report & Database

The World Report & Database gives market data for Boilers, Boiler Fittings, Heat Exchangers, Controls & Services Market Sectors on each of the Product and Market Sectors for about 200 countries. There are data caveats on country data because in certain countries the data may not be available.

Cost: \$ 2850

Regional Report & Database

There are 9 Regional reports available which give market data for Boilers, Boiler Fittings, Heat Exchangers, Controls & Services Market Sectors on each of the Product and Market Sectors for countries in a particular Region. There are data caveats for some country data because in certain countries the data may not be available.

1. Canada & USA
2. Central America (31 Countries)
3. South America (13 Countries)
4. Europe (44 Countries)
5. Eurasia (4 Countries)
6. Middle East (19 Countries)
7. Africa (54 Countries)
8. Asia (24 Countries)
9. Oceania (17 Countries)

See the countries in each Regional Report [Appendix 1](#)

Cost: \$ 1850

Country Report & Database

There are Boilers, Boiler Fittings, Heat Exchangers, Controls & Services Market Sectors Country Reports available for most countries. Country Reports provide detailed information on the target country.

Cost: \$ 1250

Town & Country Report & Database

The Boilers, Boiler Fittings, Heat Exchangers, Controls & Services Market Sectors Town + Country Reports provides users with commercial intelligence on markets and industry in a particular country, plus market, financial and industry data on each of the significant Cities and Towns in the country. For the larger countries, like China, India, the USA, Brazil, et al, the data is generally limited to the top 500 Cities and Towns within the country.

Cost: \$ 2850

BOILERS - BOILER FITTINGS - HEAT EXCHANGERS - CONTROLS + SERVICES MARKET SECTORS

Markets & Products

The report will give market data for each of the below Boilers, Boiler Fittings, Heat Exchangers, Controls & Services Market Sectors Product and Market Sectors, by year Historic: from 2007, and a Forecast by year to 2028 & 2045. Data will be given for about 200 countries.

To see what such Country spreadsheets looks like see:

http://www.datagroup.org/XLS_File_Samples/MOM.xls

http://www.datagroup.org/XLS_File_Samples/Germany_Market.xls

http://www.datagroup.org/XLS_File_Samples/Germany_Market_Values.xls (US\$, Euros, Yen & Yuan)

In addition aggregate Market data is given as:

World / Global Totals (in US\$, Euros, Yen and Yuan)

http://www.datagroup.org/XLS_File_Samples/WORLD_Market_Values_Dollar_Euro.xls

http://www.datagroup.org/XLS_File_Samples/WORLD_Market_Values_Yen_Yuan.xls

9 Regional (Canada & USA, Central America, South America, Europe, Eurasia, Middle East, Africa, Asia, Oceania) Totals (in US\$, Euros, Yen and Yuan):

http://www.datagroup.org/XLS_File_Samples/Europe_Market_Values_Dollar_Euro.xls

http://www.datagroup.org/XLS_File_Samples/Europe_Market_Values_Yen_Yuan.xls

Year / Country Totals (2007 to 2028 & 2045).

http://www.datagroup.org/XLS_File_Samples/Year_2010_Country_Values_Dollars.xls

The Boilers, Boiler Fittings, Heat Exchangers, Controls & Services Market Sectors World Report + Database provides data on the net market for the Products and Services covered in each of 205 countries. The Products and Services covered (Boilers, Boiler Fittings, Heat Exchangers, Controls & Services Market Sectors) are classified by the 5-Digit United States Commerce Department Major Product Codes and each Product and Services is then further defined and analysed by each 6 to 10-Digit United States Commerce Department Product Codes. 1157 Products/Markets are covered, 2164 pages, 9981 spreadsheets, 9626 database tables, 590 illustrations. Updated monthly. 12 month After-Sales Service.

NAICS / SIC / Product Code definition: 33241DG6_L : Boilers, Boiler Fittings, Heat Exchangers, Controls & Services Market Sectors

Products & Markets covered:

BOILERS - BOILER FITTINGS - HEAT EXCHANGERS - CONTROLS + SERVICES MARKET SECTORS

1. Boilers, Boiler Fittings, Controls & Services Market Sectors
2. Crude petroleum & natural gas extraction
3. Natural gas liquid extraction
4. Oil and gas extraction N.S.K.
5. General mining
6. Mining, except oil and gas N.S.K.
7. Support activities for Minerals Extraction
8. Support Activities for Minerals Extraction N.S.K.
9. Electric power generation
10. Water supply & irrigation systems
11. Sewage treatment facilities
12. Steam & air-conditioning supply
13. Utilities N.S.K.
14. Land subdivision & land development
15. Single-family housing construction
16. Multifamily housing construction
17. Manufacturing & industrial building construction
18. Commercial building construction
19. Institutional building construction
20. Building, developing & general contracting N.S.K.
21. Highway & street construction
22. Bridge & tunnel construction
23. Water, sewer & pipeline construction
24. Power & communication transmission line construction
25. Industrial nonbuilding structure construction
26. General heavy construction
27. Heavy construction N.S.K.
28. Plumbing, heating & air-conditioning contractors
29. Painting & wall covering contractors
30. Electrical contractors
31. Masonry & stone contractors
32. Drywall, plastering, acoustical & insulation construction
33. Tile, marble, terrazzo & mosaic contractors
34. Carpentry contractors
35. Floor laying & other floor contractors
36. Roofing, siding & sheet metal contractors
37. Concrete contractors
38. Water well drilling contractors
39. Structural steel erection contractors
40. Glass & glazing contractors
41. Excavation contractors
42. Wrecking & demolition contractors
43. Building equipment & other machinery installation construction
44. General special trade contractors
45. Special trade contractors N.S.K.
46. New single family housing contractors
47. New multifamily housing contractors
48. New housing operative builders
49. Industrial building construction
50. Commercial building construction
51. Construction of buildings N.S.K.
52. Water and sewer system construction

53. Oil and gas pipeline construction
54. Power and communication system construction
55. Land subdivision
56. Highway, street and bridge construction
57. General heavy construction
58. Heavy and civil engineering construction N.S.K.
59. Poured concrete foundation & structure contractors
60. Structural steel & precast concrete contractors
61. Framing contractors
62. Masonry contractors
63. Glass & glazing contractors
64. Roofing contractors
65. Siding contractors
66. General building exterior contractors
67. Electrical contractors
68. Plumbing and HVAC contractors
69. General building equipment contractors
70. Drywall & insulation contractors
71. Painting & wall covering contractors
72. Flooring contractors
73. Tile & terrazzo contractors
74. Finish carpentry contractors
75. General building finishing contractors
76. Site preparation contractors
77. General specialty trade contractors
78. Specialty trade contractors N.S.K.
79. Dog & cat food manufacturing
80. General animal food manufacturing
81. Flour Milling
82. Rice milling
83. Malt manufacturing
84. Wet corn milling
85. Soybean processing
86. General oilseed processing
87. Fats & oils refining & blending
88. Breakfast cereal manufacturing
89. Sugarcane mills
90. Cane sugar refining
91. Beet sugar manufacturing
92. Chocolate & confectionery manufacturing
93. Confectionery manufacturing
94. Nonchocolate confectionery manufacturing
95. Frozen fruit, juice & vegetable manufacturing
96. Frozen specialty food manufacturing
97. Fruit & vegetable canning
98. Specialty canning
99. Dried & dehydrated food manufacturing
100. Fluid milk manufacturing
101. Creamery butter manufacturing
102. Cheese manufacturing
103. Dry, condensed & evaporated dairy product manufacturing
104. Ice cream & frozen dessert manufacturing
105. Animal (except poultry) slaughtering
106. Meat processed from carcasses
107. Rendering & meat by-product processing
108. Poultry processing
109. Seafood canning
110. Fresh & frozen seafood processing
111. Retail bakeries
112. Commercial bakeries

113. Frozen cakes, pies & other pastries manufacturing
114. Cookies & Crackers
115. Flour Mixes & Dough
116. Dry pasta manufacturing
117. Roasted nuts & peanut butter manufacturing
118. General snack food manufacturing
119. Coffee & tea manufacturing
120. Flavoring syrup & concentrate manufacturing
121. Mayonnaise, dressing & other prepared sauce manufacturing
122. Spice & extract manufacturing
123. Perishable prepared food manufacturing
124. General food manufacturing
125. Food manufacturing N.S.K.
126. Soft drink manufacturing
127. Bottled water manufacturing
128. Breweries
129. Wineries
130. Distilleries
131. Beverage & tobacco product manufacturing N.S.K.
132. Yarn spinning mills
133. Yarn texturing, throwing & twisting mills
134. Thread mills
135. Broadwoven fabric mills
136. Narrow fabric mills
137. Schiffli machine embroidery
138. Nonwoven fabric mills
139. Weft knit fabric mills
140. General knit fabric & lace mills
141. Broadwoven fabric finishing mills
142. Textile & fabric finishing mills
143. Fabric coating mills
144. Textile mills N.S.K.
145. Carpet & rug mills
146. Curtain & drapery mills
147. General household textile product mills
148. Textile bag mills
149. Canvas & related product mills
150. Rope, cordage & twine mills
151. Tire cord & tire fabric mills
152. General textile product mills
153. Textile product mills N.S.K.
154. Sheer hosiery mills
155. General hosiery & sock mills
156. Outerwear knitting mills
157. Underwear & nightwear knitting mills
158. Men's & boys' cut & sew apparel contractors
159. Women's, girls' & infants' cut & sew apparel
160. Men's & boys' cut & sew underwear & nightwear manufacturing
161. Men's & boys' cut & sew suit, coat & overcoat manufacturing
162. Men's & boys' cut & sew shirt manufacturing
163. Men's & boys' cut & sew trouser, slack & jean manufacturing
164. Men's & boys' cut & sew work clothing manufacturing
165. Men's & boys' cut & sew other outerwear manufacturing
166. Women's & girls' cut/sew lingerie & nightwear manufacturing
167. Women's & girls' cut & sew blouse & shirt manufacturing
168. Women's & girls' cut & sew dress manufacturing
169. Women's & girls' cut & sew suit, coat, skirt manufacturing
170. Women's & girls' cut & sew other outerwear manufacturing
171. Infants' cut & sew apparel manufacturing
172. Fur & leather apparel manufacturing

173. General cut & sew apparel manufacturing
 174. Hat, cap & millinery manufacturing
 175. Glove & mitten manufacturing
 176. Men's & boys' neckwear manufacturing
 177. General apparel accessories & other apparel manufacturing
 178. Apparel manufacturing N.S.K.
 179. Leather & hide tanning & finishing
 180. Rubber & plastics footwear manufacturing
 181. House slipper manufacturing
 182. Men's footwear (except athletic) manufacturing
 183. Women's footwear (except athletic) manufacturing
 184. General footwear manufacturing
 185. Luggage manufacturing
 186. Women's handbag & purse manufacturing
 187. Personal leather good
 188. General leather good manufacturing
 189. Leather & allied product manufacturing N.S.K.
 190. Sawmills
 191. Wood preservation
 192. Hardwood veneer & plywood manufacturing
 193. Softwood veneer & plywood manufacturing
 194. Engineered wood member manufacturing
 195. Truss manufacturing
 196. Reconstituted wood product manufacturing
 197. Wood window & door manufacturing
 198. Cut stock, resawing lumber & planing
 199. General millwork & flooring
 200. Wood container & pallet manufacturing
 201. Manufactured home (mobile home) manufacturing
 202. Prefabricated wood building manufacturing
 203. General wood product manufacturing
 204. Wood product manufacturing N.S.K.
 205. Pulp mills
 206. Paper (except newsprint) mills
 207. Newsprint mills
 208. Paperboard mills
 209. Corrugated & solid fiber box manufacturing
 210. Folding paperboard box manufacturing
 211. Setup paperboard box manufacturing
 212. Fiber can, tube, drum & similar products manufacturing
 213. Nonfolding sanitary food container manufacturing
 214. Coated & laminated packaging paper & plastics film
 215. Coated & laminated paper manufacturing
 216. Plastics, foil & coated paper bag manufacturing
 217. Uncoated paper & multiwall bag manufacturing
 218. Laminated aluminum foil manufacturing for flexible packaging
 219. Surface-coated paperboard manufacturing
 220. Die-cut paper & paperboard office supplies manufacturing
 221. Envelope manufacturing
 222. Stationery, tablet & related product manufacturing
 223. Sanitary paper product manufacturing
 224. General converted paper product manufacturing
 225. Paper manufacturing N.S.K.
 226. Commercial lithographic printing
 227. Commercial gravure printing
 228. Commercial flexographic printing
 229. Commercial screen printing
 230. Quick printing
 231. Digital printing
 232. Manifold business form printing
-

233.	Book printing
234.	Blankbook, looseleaf binder & device manufacturing
235.	General commercial printing
236.	Tradebinding & related work
237.	Prepress services
238.	Printing & related support activities N.S.K.
239.	Petroleum refineries
240.	Asphalt paving mixture & block manufacturing
241.	Asphalt shingle & coating materials manufacturing
242.	Petroleum lubricating oil & grease manufacturing
243.	General petroleum & coal products manufacturing
244.	Petroleum & coal products manufacturing N.S.K.
245.	Petrochemical manufacturing
246.	Industrial gas manufacturing
247.	Inorganic dye & pigment
248.	Synthetic organic dye & pigment manufacturing
249.	Alkalies & chlorine manufacturing
250.	Carbon black manufacturing
251.	Basic Inorganic Chemicals
252.	Gum & wood chemical manufacturing
253.	Cyclic crude & intermediate manufacturing
254.	Ethyl alcohol manufacturing
255.	General basic organic chemical manufacturing
256.	Plastics material & resin manufacturing
257.	Synthetic rubber manufacturing
258.	Cellulosic organic fiber manufacturing
259.	Noncellulosic organic fiber manufacturing
260.	Nitrogenous fertilizer manufacturing
261.	Phosphatic fertilizer manufacturing
262.	Fertilizer (mixing only) manufacturing
263.	Pesticide & other agricultural chemical manufacturing
264.	Medicinal & botanical manufacturing
265.	Pharmaceutical preparation manufacturing
266.	In-vitro diagnostic substance manufacturing
267.	Biological product (except diagnostic) manufacturing
268.	Paint & coating manufacturing
269.	Adhesive manufacturing
270.	Soap & other detergent manufacturing
271.	Polish & other sanitation good manufacturing
272.	Surface active agent manufacturing
273.	Toilet preparation manufacturing
274.	Printing ink manufacturing
275.	Explosives manufacturing
276.	Custom compounding of purchased resin
277.	Photographic film, paper, plate & chemical manufacturing
278.	General chemical products
279.	Chemical manufacturing N.S.K.
280.	Unsupported plastics bag manufacturing
281.	Unsupported plastics packaging film & sheet manufacturing
282.	Unsupported plastics film & sheet
283.	Unsupported plastics profile shape manufacturing
284.	Plastics pipe & pipe fitting manufacturing
285.	Laminated plastics plate, sheet & shape manufacturing
286.	Polystyrene foam product manufacturing
287.	Urethane & other foam product
288.	Plastics bottle manufacturing
289.	Plastics plumbing fixture manufacturing
290.	Resilient floor covering manufacturing
291.	General plastics product manufacturing
292.	Tires

293. Tire retreading
294. Rubber & plastics hoses & belting manufacturing
295. Rubber product manufacturing for mechanical use
296. General rubber product manufacturing
297. Plastics & rubber products manufacturing N.S.K.
298. Vitreous china plumbing fixture & bathroom accessories
299. Vitreous china, fine earthenware & other pottery
300. Porcelain & Ceramic Products
301. Brick & structural clay tile manufacturing
302. Ceramic wall & floor tile manufacturing
303. General structural clay product manufacturing
304. Clay refractory manufacturing
305. Nonclay refractory manufacturing
306. Flat glass manufacturing
307. General pressed & blown glass & glassware manufacturing
308. Glass container manufacturing
309. Glass product manufacturing made of purchased glass
310. Cement Hydraulic
311. Ready-mix concrete manufacturing
312. Concrete block & brick manufacturing
313. Concrete pipe manufacturing
314. General concrete product manufacturing
315. Lime manufacturing
316. Gypsum product manufacturing
317. Abrasive Products
318. Cut stone & stone product manufacturing
319. Ground or treated mineral & earth manufacturing
320. Mineral wool manufacturing
321. General non-metallic minerals
322. Non-metallic mineral product manufacturing N.S.K.
323. Iron & steel mills
324. Electrometallurgical ferroalloy product manufacturing
325. Iron & steel pipes & tubes manufacturing
326. Cold-rolled steel shape manufacturing
327. Steel wire drawing
328. Alumina Refinery Products
329. Primary aluminum production
330. Secondary smelting & alloying of aluminum
331. Aluminum sheet, plate & foil manufacturing
332. Aluminum extruded product manufacturing
333. Aluminum Rolling & Drawing general
334. Primary smelting & refining of copper
335. General nonferrous metal primary smelting & refining
336. Copper rolling, drawing & extruding
337. Copper wire (except mechanical) drawing
338. Secondary smelting, refining & alloying of copper
339. General nonferrous metal rolling, drawing & extruding
340. General nonferrous metal secondary smelting, refining
341. Iron foundries
342. Steel investment foundries
343. Steel foundries (except investment)
344. Aluminum die-casting foundries
345. Nonferrous (except aluminum) die-casting foundries
346. Aluminum foundries (except die-casting)
347. Copper foundries (except die-casting)
348. General nonferrous foundries (except die-casting)
349. Primary metal manufacturing N.S.K.
350. Iron & steel forging
351. Nonferrous forging
352. Custom roll forming

353. Crown & closure manufacturing
354. Metal stamping
355. Powder metallurgy part manufacturing
356. Cutlery & flatware (except precious) manufacturing
357. Hand & edge tool manufacturing
358. Saw blade & handsaw manufacturing
359. Kitchen utensil, pot & pan manufacturing
360. Prefabricated metal building & component manufacturing
361. Fabricated structural metal manufacturing
362. Plate work manufacturing
363. Metal window & door manufacturing
364. Sheet metal work manufacturing
365. Ornamental & architectural metal work manufacturing
366. Power boiler & heat exchanger manufacturing
367. Metal tank (heavy gauge) manufacturing
368. Metal can manufacturing
369. General metal container manufacturing
370. Hardware manufacturing
371. Spring (heavy gauge) manufacturing
372. Spring (light gauge) manufacturing
373. General fabricated wire product manufacturing
374. Machine shops
375. Precision turned product manufacturing
376. Bolt, nut, screw, rivet & washer manufacturing
377. Metal heat treating
378. Metal coating/engraving
379. Electroplating, plating, polishing, anodizing
380. Industrial valve manufacturing
381. Fluid power valve & hose fitting manufacturing
382. Plumbing fixture fitting & trim manufacturing
383. General metal valve & pipe fitting manufacturing
384. Ball & roller bearing manufacturing
385. Fabricated pipe & pipe fitting manufacturing
386. Industrial pattern manufacturing
387. Enameled iron & metal sanitary ware manufacturing
388. General fabricated metal products
389. Fabricated metal product manufacturing N.S.K.
390. Farm machinery & equipment manufacturing
391. Lawn & garden tractor & home lawn & garden equipment
392. Construction machinery manufacturing
393. Mining machinery & equipment manufacturing
394. Oil & gas field machinery & equipment manufacturing
395. Sawmill & woodworking machinery manufacturing
396. Plastics & rubber industry machinery manufacturing
397. Paper industry machinery manufacturing
398. Textile machinery manufacturing
399. Printing machinery & equipment manufacturing
400. Food product machinery manufacturing
401. Semiconductor machinery manufacturing
402. General industrial machinery manufacturing
403. Automatic vending machine manufacturing
404. Commercial laundry, drycleaning & pressing machines
405. Office machinery manufacturing
406. Optical instrument & lens manufacturing
407. Photographic & photocopying equipment manufacturing
408. General commercial & service industry machinery manufacturing
409. Air purification equipment manufacturing
410. Industrial & commercial fan & blower manufacturing
411. Heating equipment (except warm air furnaces) manufacturing
412. AC & warm air heating & commercial/industrial refrigeration

413. Industrial mold manufacturing
414. Machine tool (metal cutting types) manufacturing
415. Machine tool (metal forming types) manufacturing
416. Special die & tool, die set, jig & fixture manufacturing
417. Cutting tool & machine tool accessory manufacturing
418. Rolling mill machinery & equipment manufacturing
419. General metalworking machinery manufacturing
420. Turbine & turbine generator set unit manufacturing
421. Speed changer, industrial high-speed drive & gears
422. Mechanical power transmission equipment manufacturing
423. General engine equipment manufacturing
424. Pump & pumping equipment manufacturing
425. Air & gas compressor manufacturing
426. Measuring & dispensing pump manufacturing
427. Elevator & moving stairway manufacturing
428. Conveyor & conveying equipment manufacturing
429. Overhead traveling crane, hoist & monorail system
430. Industrial truck, tractor, trailer & stacker machinery
431. Power-driven handtool manufacturing
432. Welding & soldering equipment manufacturing
433. Packaging machinery manufacturing
434. Industrial process furnace & oven manufacturing
435. Fluid power cylinder & actuator manufacturing
436. Fluid power pump & motor manufacturing
437. Scale & balance (except laboratory) manufacturing
438. General general-purpose machinery
439. Machinery manufacturing N.S.K.
440. Electronic computer manufacturing
441. Computer storage device manufacturing
442. Computer terminal manufacturing
443. General computer peripheral equipment manufacturing
444. Telephone apparatus manufacturing
445. Radio & TV broadcasting & wireless communications
446. General communications equipment manufacturing
447. Audio & video equipment manufacturing
448. Electron tube manufacturing
449. Bare printed circuit board manufacturing
450. Semiconductor & related device manufacturing
451. Electronic capacitor manufacturing
452. Electronic resistor manufacturing
453. Electronic coil, transformer & other inductor manufacturing
454. Electronic connector manufacturing
455. Printed circuit assembly (electronic assembly) manufacturing
456. General electronic component manufacturing
457. Electromedical & electrotherapeutic apparatus manufacturing
458. Search, detection, navigation & guidance instruments
459. Automatic environmental control manufacturing
460. Industrial process control instrument manufacturing
461. Totalizing fluid meter & counting device manufacturing
462. Electricity measuring & testing instrument manufacturing
463. Analytical laboratory instrument manufacturing
464. Irradiation apparatus manufacturing
465. Watch, clock & part manufacturing
466. General measuring & controlling device manufacturing
467. Software reproducing
468. Prerecorded CD/ DVD / Blu-Ray & media
469. Magnetic & optical recording media manufacturing
470. Computer & electronic product manufacturing N.S.K.
471. Electric lamp bulb & part manufacturing
472. Residential electric lighting fixture manufacturing

473.	Commercial/industrial/institutional electric light
474.	General lighting equipment manufacturing
475.	Electric housewares & household fan manufacturing
476.	Household vacuum cleaner manufacturing
477.	Household cooking appliance manufacturing
478.	Household refrigerator & home freezer manufacturing
479.	Household laundry equipment manufacturing
480.	General major household appliance manufacturing
481.	Power, distribution & specialty transformer manufacturing
482.	Motor & generator manufacturing
483.	Switchgear & switchboard apparatus manufacturing
484.	Relay & industrial control manufacturing
485.	Storage battery manufacturing
486.	Primary battery manufacturing
487.	Fiber optic cable manufacturing
488.	General communication & energy wire manufacturing
489.	Current-carrying wiring device manufacturing
490.	Noncurrent-carrying wiring device manufacturing
491.	Carbon & graphite product manufacturing
492.	General electrical equipment & components
493.	Electrical equipment, appliance & component manufacturing N.S.K.
494.	Automobile manufacturing
495.	Light truck & utility vehicle manufacturing
496.	Heavy duty truck manufacturing
497.	Motor vehicle body manufacturing
498.	Truck trailer manufacturing
499.	Motor home manufacturing
500.	Travel trailer & camper manufacturing
501.	Carburetor, piston, piston ring & valve manufacturing
502.	Gasoline engine & engine parts manufacturing
503.	Vehicular lighting equipment manufacturing
504.	General motor vehicle electrical & electronic equipment
505.	Motor vehicle steering & suspension component
506.	Motor vehicle brake system manufacturing
507.	Motor vehicle transmission & power train parts manufacturing
508.	Motor vehicle seating & interior trim manufacturing
509.	Motor vehicle metal stamping
510.	Motor Vehicle Air-Conditioning Units and Systems
511.	General Motor Vehicle Parts
512.	Aircraft manufacturing
513.	Aircraft engine & engine parts manufacturing
514.	General aircraft part & auxiliary equipment manufacturing
515.	Railroad rolling stock manufacturing
516.	Ship building & repairing
517.	Boat building
518.	Motorcycle, bicycle & parts manufacturing
519.	General transportation equipment manufacturing
520.	Transportation equipment manufacturing N.S.K.
521.	Wood kitchen cabinet & counter top manufacturing
522.	Upholstered household furniture manufacturing
523.	Nonupholstered wood household furniture manufacturing
524.	Metal household furniture manufacturing
525.	Household furniture (except wood & metal) manufacturing
526.	Institutional furniture manufacturing
527.	Wood television, radio & sewing machine cabinets
528.	Wood office furniture manufacturing
529.	Custom architectural woodwork & millwork manufacturing
530.	Office furniture (except wood) manufacturing
531.	Showcase, partition, shelving & locker manufacturing
532.	Mattress manufacturing

533. Blind & shade manufacturing
534. Furniture & related product manufacturing N.S.K.
535. Laboratory apparatus & furniture manufacturing
536. Surgical & medical instrument manufacturing
537. Surgical Appliances & supplies manufacturing
538. Dental equipment & supplies manufacturing
539. Ophthalmic goods manufacturing
540. Dental laboratories
541. Jewelry (except costume) manufacturing
542. Silverware & plated ware manufacturing
543. Jewelers' material & lapidary work manufacturing
544. Costume jewelry & novelty manufacturing
545. Sporting & athletic goods manufacturing
546. Doll & stuffed toy manufacturing
547. Game, toy & children's vehicle manufacturing
548. Pen & mechanical pencil manufacturing
549. Lead pencil & art good manufacturing
550. Marking device manufacturing
551. Carbon paper & inked ribbon manufacturing
552. Sign manufacturing
553. Gasket, packing & sealing device manufacturing
554. Musical instrument manufacturing
555. Fastener, button, needle & pin manufacturing
556. Broom, brush & mop manufacturing
557. Burial casket manufacturing
558. General manufacturing
559. General manufacturing N.S.K.
560. Automobile & other motor vehicle wholesale
561. Motor vehicle supplies & new parts wholesale
562. Tire & tube wholesale
563. Motor vehicle parts, (used) wholesale
564. Furniture wholesale
565. Home furnishings wholesale
566. Lumber, plywood, millwork & wood panel wholesale
567. Brick, stone & related construction materials wholesale
568. Roofing, siding & insulation material wholesale
569. General construction materials wholesale
570. Photographic equipment & supplies wholesale
571. Office equipment wholesale
572. Computer & computer peripheral equipment & software
573. General commercial equipment wholesale
574. Medical, dental & hospital equipment & supplies wholesale
575. Ophthalmic goods wholesale
576. General professional equipment & supplies wholesale
577. Metal service centers & offices
578. Coal & other mineral & ore wholesale
579. Electrical apparatus & equipment , wiring supplies
580. Electrical appliance, television & radio set wholesale
581. General electronic parts & equipment wholesale
582. Hardware wholesale
583. Plumbing & heating equipment & supplies
584. Warm air heating & air-conditioning equipment
585. Refrigeration equipment & supplies wholesale
586. Construction & mining (except petroleum) machinery
587. Farm & garden machinery & equipment wholesale
588. Industrial machinery & equipment wholesale
589. Industrial supplies wholesale
590. Service establishment equipment & supplies wholesale
591. Transportation equipment & supplies
592. Sporting & recreational goods & supplies wholesale

593. Toy & hobby goods & supplies wholesale
594. Recyclable material wholesale
595. Jewelry/watch/silverware/precious stone & precious
596. General durable goods wholesale
597. Wholesale trade, durable goods N.S.K.
598. Printing & writing paper wholesale
599. Stationery & office supplies wholesale
600. Industrial & personal service paper wholesale
601. Drugs & druggists' sundries wholesale
602. Piece goods, notions & other dry goods wholesale
603. Men's & boys' clothing & furnishings wholesale
604. Women's, children's & infants' clothing & accessories
605. Footwear wholesale
606. General-line grocery wholesale
607. Packaged frozen food wholesale
608. Dairy products, (except dried or canned) wholesale
609. Poultry & poultry product wholesale
610. Confectionery wholesale
611. Fish & seafood wholesale
612. Meat & meat product wholesale
613. Fresh fruit & vegetable wholesale
614. General grocery & related products wholesale
615. Grain & field bean wholesale
616. Livestock wholesale
617. General farm product raw material wholesale
618. Plastics materials & basic forms & shapes wholesale
619. General chemical & allied products wholesale
620. Petroleum bulk stations & terminals
621. Petroleum & petroleum wholesale
622. Beer & ale wholesale
623. Wine & distilled alcoholic beverage wholesale
624. Farm supplies wholesale
625. Book, periodical & newspaper wholesale
626. Flower, nursery stock & florists' supplies wholesale
627. Tobacco & tobacco product wholesale
628. Paint, varnish & supplies wholesale
629. General nondurable goods wholesale
630. Wholesale trade, nondurable goods N.S.K.
631. Automobile & other motor vehicle merchant wholesalers
632. Motor vehicle supplies & new parts merchant wholesalers
633. Tire & tube merchant wholesale
634. Motor vehicle parts (used) merchant wholesalers
635. Furniture merchant wholesalers
636. Home furnishing merchant wholesalers
637. Lumber, plywood & wood panel merchant wholesalers
638. Brick, stone & construction material merchant wholesalers
639. Nonwood Roofing, nonwood Siding, and Insulation Materials
640. General construction material merchant wholesalers
641. Office equipment merchant wholesale
642. Computers & peripheral equipment & software merchant wholesalers
643. General commercial equipment merchant wholesalers
644. Medical, dental & hospital equipment wholesalers
645. Ophthalmic goods merchant wholesale
646. General professional equipment & supplies merchant wholesalers
647. Metal service centers & other metal merchant wholesalers
648. Coal & other mineral & ore merchant wholesalers
649. Electrical apparatus & equipment & wiring wholesale
650. Electric appliance, TV & radio merchant wholesale
651. General electronic parts & equipment merchant wholesalers
652. Hardware merchant wholesale

653.	Plumbing & heating equipment & supplies merchant wholesale
654.	Warm air heating & AC equipment merchant wholesale
655.	Refrigeration equipment & supplies merchant wholesale
656.	Construction & mining machinery & equipment merchant wholesale
657.	Farm & garden machinery & equipment merchant wholesalers
658.	Industrial machinery & equipment merchant wholesalers
659.	Industrial supplies merchant wholesalers
660.	Service establishment equipment & supplies wholesalers
661.	Transport equipment & supplies merchant wholesalers
662.	Sporting goods & supplies merchant wholesale
663.	Toy & hobby goods & supplies merchant wholesale
664.	Recyclable material merchant wholesalers
665.	Jewelry, watch, precious metal merchant wholesalers
666.	General durable goods merchant wholesalers
667.	Durable goods merchant wholesalers N.S.K.
668.	Printing & writing paper merchant wholesale
669.	Stationery & office supplies merchant wholesale
670.	Industrial & personal service paper merchant wholesale
671.	Drugs & druggists' sundries merchant wholesalers
672.	Piece goods, notions, other goods merchant wholesalers
673.	Men's & boys' clothing & access merchant wholesale
674.	Women's & child clothing & access merchant wholesale
675.	Footwear merchant wholesale
676.	General line grocery merchant wholesalers
677.	Packaged frozen food merchant wholesale
678.	Dairy products merchant wholesalers
679.	Poultry & poultry products merchant wholesalers
680.	Confectionery merchant wholesale
681.	Fish & seafood merchant wholesale
682.	Meat & meat products merchant wholesale
683.	Fresh fruit & vegetable merchant wholesale
684.	General grocery & related products merchant wholesalers
685.	Grain & field bean merchant wholesale
686.	Livestock merchant wholesale
687.	General farm product raw materials merchant wholesalers
688.	Plastics materials & basic forms merchant wholesale
689.	General chemicals & allied products merchant wholesalers
690.	Petroleum bulk stations & terminals
691.	Petrol & petrol products merchant wholesale
692.	Beer & ale merchant wholesale
693.	Wine & alcoholic beverage merchant wholesalers
694.	Farm supplies merchant wholesalers
695.	Book, periodical & newspaper merchant wholesale
696.	Flowers & florists' supplies merchant wholesale
697.	Tobacco & tobacco product merchant wholesale
698.	Paint, varnish & supplies merchant wholesale
699.	General nondurable goods merchant wholesalers
700.	Nondurable goods merchant wholesalers N.S.K.
701.	Wholesale trade agents & brokers
702.	Wholesale electronic markets and agents and brokers N.S.K.
703.	New car dealers
704.	Used car dealers
705.	Recreational vehicle dealers
706.	Motorcycle dealers
707.	Boat dealers
708.	General motor vehicle dealers
709.	Automotive parts & accessories stores
710.	Tire dealers
711.	Motor vehicle & parts dealers N.S.K.
712.	Furniture stores

713.	Floor covering stores
714.	Window treatment stores
715.	General home furnishings stores
716.	Furniture & home furnishings stores N.S.K.
717.	Household appliance stores
718.	Radio, television & other electronics stores
719.	Computer & software stores
720.	Electronics & appliance stores N.S.K.
721.	Home centers
722.	Paint & wallpaper stores
723.	Hardware stores
724.	General building material dealers
725.	Outdoor power equipment stores
726.	Nursery & garden centers
727.	Building material & garden equipment & supplies dealers N.S.K.
728.	Supermarkets & other grocery (except convenience) stores
729.	Convenience stores
730.	Meat markets
731.	Fish & seafood markets
732.	Fruit & vegetable markets
733.	Baked goods stores
734.	Confectionery & nut stores
735.	General specialty food stores
736.	Beer, wine & liquor stores
737.	Food & beverage stores N.S.K.
738.	Pharmacies & drug stores
739.	Cosmetics, beauty supplies & perfume stores
740.	Optical goods stores
741.	Food (health) supplement stores
742.	General health & personal care stores
743.	Health & personal care stores N.S.K.
744.	Gasoline stations with convenience stores
745.	General gasoline stations
746.	Gasoline stations N.S.K.
747.	Men's clothing stores
748.	Women's clothing stores
749.	Children's & infants' clothing stores
750.	Family clothing stores
751.	Clothing accessories stores
752.	General clothing stores
753.	Shoe stores
754.	Jewelry stores
755.	Luggage & leather goods stores
756.	Clothing & clothing accessories stores N.S.K.
757.	Sporting goods stores
758.	Hobby, toy & game stores
759.	Sewing, needlework & piece goods stores
760.	Musical instrument & supplies stores
761.	Book stores
762.	News dealers & newsstands
763.	Prerecorded media, compact disc & record stores
764.	Sporting goods, hobby, book & music stores N.S.K.
765.	Department stores
766.	Department stores (except discount dept stores) (excl leased depts)
767.	Discount department stores (excl leased depts)
768.	Warehouse clubs & superstores
769.	General merchandise stores
770.	General merchandise stores N.S.K.
771.	Florists
772.	Office supplies & stationery stores

773.	Gift, novelty & souvenir stores
774.	Used merchandise stores
775.	Pet & pet supplies stores
776.	Art dealers
777.	General store retailers
778.	General store retailers N.S.K.
779.	Electronic shopping & mail-order houses
780.	Electronic shopping
781.	Vending machine operators
782.	Heating oil dealers
783.	General fuel dealers
784.	General direct selling establishments
785.	Nonstore retailers N.S.K.
786.	Scheduled passenger air transportation
787.	General air transportation
788.	Air transportation N.S.K.
789.	Rail transportation
790.	Rail transportation N.S.K.
791.	Water transportation
792.	Water transportation N.S.K.
793.	General freight trucking, local
794.	General freight trucking, long-distance, truckload
795.	General freight trucking, long-distance, less than truckload
796.	Used household & office goods moving
797.	Specialized freight trucking, local
798.	Specialized freight trucking, long-distance
799.	Truck transportation N.S.K.
800.	Mixed mode transit systems
801.	Commuter rail systems
802.	Bus & motor vehicle transit systems
803.	General urban transit systems
804.	Interurban & rural bus transportation
805.	Taxi service
806.	School & employee bus transportation
807.	Charter bus industry
808.	Special needs transportation
809.	General transit & ground passenger transportation
810.	Transit & ground passenger transportation N.S.K.
811.	Pipeline transportation of crude oil
812.	Pipeline transportation of natural gas
813.	Pipeline transportation of refined petroleum products
814.	General pipeline transportation
815.	Pipeline transportation N.S.K.
816.	Scenic & sightseeing transportation, land
817.	Scenic & sightseeing transportation, other
818.	Scenic & sightseeing transportation N.S.K.
819.	Airport operations
820.	General support activities for air transportation
821.	Support activities for rail transportation
822.	Port & harbor operations
823.	General support activities for water transportation
824.	General support activities for road transportation
825.	Freight transportation arrangement
826.	Packing & crating
827.	General support activities for transportation
828.	Support activities for transportation N.S.K.
829.	Postal service
830.	Postal service N.S.K.
831.	Couriers
832.	Local messengers & local delivery

833.	Couriers & messengers N.S.K.
834.	General warehousing & storage
835.	Refrigerated warehousing & storage
836.	Farm product warehousing & storage
837.	General warehousing & storage
838.	Warehousing & storage N.S.K.
839.	Newspaper publishers
840.	Periodical publishers
841.	Book publishers
842.	Database & directory publishers
843.	Greeting card publishers
844.	General publishers
845.	Software publishers
846.	Publishing industries (except Internet) N.S.K.
847.	Motion picture & video production
848.	Motion picture & video distribution
849.	Motion picture theaters
850.	Motion picture & video industries
851.	Sound recording industries
852.	Motion picture & sound recording industries N.S.K.
853.	Television broadcasting
854.	Wired telecommunications carriers
855.	Cellular & other wireless telecommunications
856.	Broadcasting & telecommunications N.S.K.
857.	News syndicates
858.	Libraries & archives
859.	On-line information services
860.	General information services
861.	Data processing services
862.	Information services & data processing services N.S.K.
863.	Radio networks
864.	Radio stations
865.	Cable & other subscription programming
866.	Broadcasting (except Internet) N.S.K.
867.	Internet publishing & broadcasting
868.	Internet publishing & broadcasting N.S.K.
869.	Wired telecommunications carriers
870.	Cellular & other wireless telecommunications
871.	Telecommunications resellers
872.	Satellite telecommunications
873.	Cable & other program distribution
874.	General telecommunications
875.	Telecommunications N.S.K.
876.	Data processing, hosting & related services
877.	Internet service providers, web search portals & data processing N.S.K.
878.	News syndicates
879.	Libraries & archives
880.	General information services
881.	General information services N.S.K.
882.	Monetary authorities - central bank
883.	Monetary authorities - central bank N.S.K.
884.	Commercial banking
885.	Savings institutions
886.	Credit card issuing
887.	Sales financing
888.	Consumer lending
889.	Real estate credit
890.	General nondepository credit intermediation
891.	Mortgage & nonmortgage loan brokers
892.	Activities related to credit intermediation

893.	Credit intermediation & related activities N.S.K.
894.	Investment banking & securities dealing
895.	Securities brokerage
896.	Commodity contracts dealing
897.	Commodity contracts brokerage
898.	Securities & commodity exchanges
899.	General intermediation
900.	Portfolio management
901.	Investment advice
902.	Trust, fiduciary & custody activities
903.	General financial investment activities
904.	Securities intermediation & related activities N.S.K.
905.	Direct life insurance carriers
906.	Direct health & medical insurance carriers
907.	Direct property & casualty insurance carriers
908.	Direct title insurance carriers
909.	General direct insurance carriers
910.	Reinsurance carriers
911.	Insurance agencies & brokerages
912.	Claims adjusting
913.	Third party administration of insurance & pension
914.	General insurance related activities
915.	Insurance carriers & related activities N.S.K.
916.	Real Estate Investment Trusts
917.	Funds, trusts & other financial vehicles N.S.K.
918.	Lessors of residential buildings & dwellings
919.	Lessors of non-residential buildings
920.	Lessors of miniwarehouses & self storage units
921.	Lessors of other real estate property
922.	Offices of real estate agents & brokers
923.	Residential property managers
924.	Non-residential property managers
925.	Offices of real estate appraisers
926.	General activities related to real estate
927.	Real estate N.S.K.
928.	Passenger car rental
929.	Passenger car leasing
930.	Truck, utility trailer & RV rental & leasing
931.	Consumer electronics & appliances rental
932.	Formal wear & costume rental
933.	Home health equipment rental
934.	Recreational goods rental
935.	General consumer goods rental
936.	General rental centers
937.	Commercial air/rail/water transportation equipment rental
938.	Construction/mining/forestry machinery & equipment rental
939.	Office machinery & equipment rental & leasing
940.	Other commercial/industrial machinery & equipment rental
941.	Rental & leasing services N.S.K.
942.	Lessors of intangible assets
943.	Lessors of nonfinancial intangible assets N.S.K.
944.	Offices of lawyers
945.	General legal services
946.	Offices of certified public accountants
947.	Tax return preparation services
948.	Payroll services
949.	General accounting services
950.	Architectural services
951.	Landscape architectural services
952.	Engineering services

953. Drafting services
954. Building inspection services
955. Geophysical surveying & mapping services
956. Surveying & mapping (except geophysical) services
957. Chemical analysis & testing
958. Nondestructive testing
959. Mechanical testing
960. Geotechnical/geosciences testing
961. Electrical & Electronic testing
962. Biological testing
963. Acoustic, optical, & thermal testing
964. Interior design services
965. Industrial design services
966. Graphic design services
967. General specialized design services
968. Custom computer programming services
969. Computer systems design services
970. Computer facilities management services
971. General computer related services
972. Administrative management
973. Human resources & executive search consulting
974. Marketing consulting services
975. Process, physical distribution & logistics consul
976. General management consulting services
977. Environmental consulting services
978. General scientific & technical consulting services
979. R&D in the physical, engineering & life sciences
980. R&D in the social sciences & humanities
981. Advertising agencies
982. Public relations agencies
983. Media buying services
984. Media representatives
985. Direct mail advertising
986. Advertising material distribution services
987. General services related to advertising
988. Marketing research & public opinion polling
989. Photographic studios, portrait
990. Commercial photography
991. Translation & interpretation services
992. Veterinary services
993. General professional, scientific & technical se
994. Professional, scientific & technical services N.S.K.
995. Offices of bank holding companies
996. Offices of other holding companies
997. Corporate, subsidiary & regional managing offices
998. Management of companies & enterprises N.S.K.
999. Office administrative services
999. Facilities support services
999. Employment placement agencies
999. Temporary help services
999. Employee leasing services
999. Document preparation services
999. Telephone answering services
999. Telemarketing bureaus
999. Private mail centers
999. General business service centers
999. General business support services
999. Travel agencies
999. Tour operators
999. Convention & visitors bureaus

999.	General travel arrangement & reservation service
999.	Investigation services
999.	Security guards & patrol services
999.	Armored car services
999.	Security systems services
999.	Locksmiths
999.	Exterminating & pest control services
999.	Janitorial services
999.	Landscaping services
999.	Carpet & upholstery cleaning services
999.	General services to buildings & dwellings
999.	Packaging & labeling services
999.	Convention & trade show organizers
999.	General support services
999.	Administrative & support services N.S.K.
999.	General waste collection
999.	Hazardous waste treatment & disposal
999.	Solid waste combustors & incinerators
999.	General nonhazardous waste treatment & disposal
999.	Remediation services
999.	Materials recovery facility
999.	General waste management services
999.	Waste management & remediation services N.S.K.
999.	Business & secretarial schools
999.	Computer training
999.	Professional & management development training
999.	Cosmetology & barber schools
999.	Apprenticeship training
999.	General trade & technical schools
999.	Fine arts schools
999.	Sports & recreation instruction
999.	Language schools
999.	Exam preparation & tutoring
999.	General schools & instruction
999.	Educational support services
999.	Educational services N.S.K.
999.	Offices of physicians
999.	Offices of physicians, mental health specialists
999.	Offices of dentists
999.	Offices of chiropractors
999.	Offices of optometrists
999.	Offices of mental health practitioners
999.	Offices of physical, occupational & speech therapists
999.	Offices of podiatrists
999.	Offices of general health practitioners
999.	Family planning centers
999.	Outpatient mental health & substance abuse centers
999.	HMO medical centers
999.	Kidney dialysis centers
999.	Ambulatory surgical & emergency centers
999.	General Outpatient care centers
999.	Medical laboratories
999.	Diagnostic imaging centers
999.	Home health care services
999.	General health care
999.	Ambulatory health care services N.S.K.
999.	General medical & surgical hospitals
999.	Psychiatric & substance abuse hospitals
999.	Specialty (except psychiatric & substance abuse) hospitals
999.	Hospitals N.S.K.

999.	Nursing care facilities
999.	Residential mental retardation facilities
999.	Residential mental health & substance abuse
999.	Continuing care retirement communities
999.	Homes for the elderly
999.	General residential care facilities
999.	Nursing & residential care facilities N.S.K.
999.	Child & youth services
999.	Services for the elderly & persons with disability
999.	General individual & family services
999.	General community housing services
999.	Emergency & other relief services
999.	Vocational rehabilitation services
999.	Child day care services
999.	Social assistance N.S.K.
999.	Theater companies & dinner theaters
999.	Sports teams & clubs
999.	General spectator sports
999.	Performing arts, spectator sports & related industries N.S.K.
999.	Museums
999.	Zoos & botanical gardens
999.	Nature parks & other similar institutions
999.	Museums, historical sites & similar institutions N.S.K.
999.	Amusement & theme parks
999.	Amusement arcades
999.	Casino: Gambling Income
999.	Casino: non-Gambling Operations
999.	General gambling industries
999.	Golf courses & country clubs
999.	Fitness & recreational sports centers
999.	Bowling centers
999.	General amusement & recreation industries
999.	Amusement, gambling & recreation industries N.S.K.
999.	Hotels & motels
999.	Bed & breakfast inns
999.	General traveler accommodation
999.	Rooming & boarding houses
999.	Accommodation N.S.K.
999.	Full-service restaurants
999.	Limited-service restaurants
999.	Cafeterias
999.	Snack & beverage bars
999.	Foodservice contractors
999.	Caterers
999.	Mobile foodservices
999.	Drinking places
999.	Food services & drinking places N.S.K.
999.	General automotive repair
999.	Automotive exhaust system repair
999.	Automotive transmission repair
999.	General automotive mechanical & electrical repair
999.	Automotive body, paint & interior repair
999.	Automotive glass replacement shops
999.	Automotive oil change & lubrication shops
999.	General automotive repair & maintenance
999.	Consumer electronics repair & maintenance
999.	Computer & office machine repair & maintenance
999.	Communication equipment repair & maintenance
999.	General electronic & precision equipment repair
999.	Commercial & industrial machinery & equipment

999.	Home & garden equipment repair & maintenance
999.	Appliance repair & maintenance
999.	Reupholstery & furniture repair
999.	Footwear & leather goods repair
999.	General personal & household goods repair
999.	Repair & maintenance N.S.K.
999.	Barber shops
999.	Beauty shops
999.	Nail salons
999.	Diet & weight reducing services
999.	Personal care services
999.	Coin-operated laundries & drycleaners
999.	Drycleaning & laundry services
999.	Linen supply
999.	Industrial launderers
999.	Pet care (except veterinary) services
999.	General personal services
999.	Personal & laundry services N.S.K.
999.	Voluntary health organizations
999.	Civic & social organizations
999.	Business associations
999.	Professional organizations
999.	Civic / Professional & similar organisations N.S.K.
999.	Private or Not Specifically Known

Geographic Coverage

Albania	Germany	Nicaragua
Algeria	Ghana	Nigeria
Angola	Greece	Norway
Argentina	Guadeloupe	Oman
Armenia	Guatemala	Pakistan
Aruba	Guinea	Panama
Australia	Guinea-Bissau	Papua
Austria	Guyana	Paraguay
Azerbaijan	Haiti	Peru
Bahamas	Honduras	Philippines
Bahrain	Hong Kong	Poland
Bangladesh	Hungary	Portugal
Barbados	Iceland	Puerto Rico
Belarus	India	Qatar
Belgium	Indonesia	Reunion
Belize	Iran	Romania
Bhutan	Iraq	Russia
Bolivia	Ireland	Saudi Arabia
Bosnia + Herzegovina	Israel	Senegal
Botswana	Italy	Serbia + Montenegro
Brazil	Jamaica	Sierra Leone
Brunei	Japan	Singapore
Bulgaria	Jordan	Slovakia
Burma	Kazakhstan	Slovenia
Cambodia	Kenya	South Africa
Cameroon	Korea South	Spain
Canada	Kuwait	Sri Lanka
Chile	Kyrgyzstan	Sudan
China	Laos	Suriname
Colombia	Latvia	Swaziland
Republic of Congo	Lebanon	Sweden
D R Congo - Zaire	Lesotho	Switzerland
Costa Rica	Liberia	Syria
Cote d'Ivoire	Libya	Taiwan
Croatia	Lithuania	Tajikistan
Cuba	Luxembourg	Tanzania
Cyprus	Macedonia	Thailand
Czech Republic	Madagascar	Trinidad
Denmark	Malawi	Tunisia
Dominica	Malaysia	Turkey
Dominican Republic	Martinique	Turkmenistan
Ecuador	Mauritius	Uganda
Egypt	Micronesia	Ukraine
El Salvador	Mexico	United Arab Emirates
Estonia	Moldova	United Kingdom
Ethiopia	Mongolia	United States
Finland	Morocco	Uruguay
France	Mozambique	Uzbekistan
French Guiana	Namibia	Venezuela
Gabon	Netherlands	Vietnam
Gambia	Netherlands Antilles	Zambia
Georgia	New Zealand	Zimbabwe

See Data Caveat below.

Financial data

The databases will give Financial data for each of the below Boilers, Boiler Fittings, Heat Exchangers, Controls & Services Market Sectors Financial Data and Margins, by country, by year Historic from 2007, and a Forecast by year to 2028 & 2045. Data will be given for EACH of the countries covered.

Balance Sheet Data

To see what such a spreadsheet looks like: http://www.datagroup.org/XLS_File_Samples/FOM.xls

Total Sales, Domestic Sales, Exports, Pre-tax Profit, Interest Paid, Non-trading Income, Operating Profit, Depreciation: Structures, Depreciation: Plant and Equipment, Depreciation: Miscellaneous Items, Total Depreciation, Trading Profit, Intangible Assets, Intermediate Assets, Fixed Assets: Structures, Fixed Assets: Plant and Equipment, Fixed Assets: Miscellaneous Items, Fixed Assets: Capital Expenditure on Structures, Capital Expenditure on Plant and Equipment, Capital Expenditure on Vehicles, Capital Expenditure on Data Processing Equipment, Capital Expenditure on Miscellaneous Items, Total Capital Expenditure, Retirements: Structures, Retirements: Plant and Equipment, Retirements: Miscellaneous Items, Total Retirements, Total Fixed Assets, Finished Product Stocks, Work in Progress as Stocks, Materials as Stocks, Total Stocks / Inventory, Debtors, Total Maintenance Costs, Services Purchased, Miscellaneous Current Assets, Total Current Assets, Total Assets, Creditors, Short Term Loans, Miscellaneous Current Liabilities, Total Current Liabilities, Net Assets / Capital Employed, Shareholders Funds, Long Term Loans, Miscellaneous Long Term Liabilities, Workers, Hours Worked, Work in 1st Quarter, Work in 2nd Quarter, Work in 3rd Quarter, Work in 4th Quarter, Total Employees, Raw Materials Cost, Finished Materials Cost, Fuel Cost, Electricity Cost, Total Input Supplies / Materials and Energy Costs, Payroll Costs, Wages, Directors' Remunerations, Employee Benefits, Employee Commissions, Total Employees Remunerations, Sub Contractors, Rental & Leasing: Structures, Rental & Leasing: Plant and Equipment, Total Rental & Leasing Costs, Maintenance: Structures, Maintenance: Plant and Equipment, Communications Costs, Miscellaneous Expenses, Sales Personnel Variable & Commission Costs, Sales Expenses and Costs, Sales Materials Costs, Total Sales Costs, Distribution Fixed Costs, Distribution Variable Costs, Warehousing Fixed Costs, Warehousing Variable Costs, Physical Handling Fixed Costs, Physical Handling Variable Costs, Physical Process Fixed Costs, Physical Process Variable Costs, Total Distribution and Handling Costs, Mailing & Correspondence Costs, Media Advertising Costs, Advertising Materials & Print Costs, POS & Display Costs, Exhibition & Events Costs, Total Advertising Costs, Product Returns & Rejection Costs, Product Installation & Re-Installation Costs, Product Breakdown & Post Installation Costs, Product Systems & Configuration Costs, Product Service & Maintenance Costs, Customer Problem Solving & Customer Complaint Costs, Total After-Sales Costs, Total Marketing Costs, New Technology Expenditure, New Production Technology Expenditure, Total Research and Development Expenditure, Total Operational & Process Costs, Debtors within Agreed Terms, Debtors Outside Agreed Terms, Un-recoverable Debts.

Financial Margins & Ratios Data

To see what such a spreadsheet looks like: http://www.datagroup.org/XLS_File_Samples/GOM.xls

Return on Capital, Return on Assets, Return on Shareholders' Funds, Pre-tax Profit Margins, Operating Profit Margin, Trading Profit Margin, Return on Investment, Assets Utilisation (given as a ratio of Sales to Total Assets), Sales as a ratio of Fixed Assets, Stock Turnover (Sales as a ratio of Stocks), Credit Period, Creditors' Ratio (given as Creditors divided by Sales times 365 days), Default Debtors given as a Ratio of Total Debtors, Un-Recoverable Debts given as a Ratio of Total Debts, Working Capital / Sales, Materials & Energy Costs as a % of Sales, Added Value, Investment as a Ratio of Added Value, Value of Plant & Equipment as a % of Sales, Vertical Integration (Value Added as a % of Sales), Research & Development Investment as a % of Sales, Capital Expenditure Investment as a % of Sales, Marketing Costs as a % of Sales, Current Ratio (Current Assets as a ratio of Current Liabilities), Quick Ratio, Borrowing Ratio (or Total Debt as a ratio of Net Worth), Equity Ratio (Shareholders Funds as a ratio of Total Liabilities), Income Gearing, Total Debt as a ratio of Working Capital, Debt Gearing Ratio (Long Term Loans as a ratio of Net Worth), Average Remuneration (all employees - full and part), Profit per Employee, Sales per Employee, Remunerations / Sales, Fixed Assets per Employee, Capital Employed per Employee, Total Assets per Employee, Value of Average Investment per Employee, Value Added per Employee, Materials Costs as a % of Sales, Wage Costs as a % of Sales, Payroll and Wages as a Ratio to Materials, Variable Costs as a % of Sales, Fixed Costs as a % of Sales, Fixed Costs as a Ratio of Variable Costs, Distribution Costs as a % of Sales, Warehousing Costs as a % of Sales, Physical Costs as a % of Sales, Fixed as a Ratio of Variable Distribution Costs, Fixed as a Ratio of Variable Warehousing Costs, Fixed as a Ratio of Variable Physical Costs, Fixed as a Ratio of Variable Total Distribution & Handling Costs, Product Returns & Rejections Costs as a % of Sales, Product Installation & Associated Costs as a % of Sales, Product Breakdown & Associated Costs as a % of Sales, Product Systems & Associated Costs as a % of Sales, Product Service & Associated Costs as a % of Sales, Customer Complaint & Associated Costs as a % of Sales, Stock Work in Progress & Materials as a Ratio of Finished Products, Stock Materials as a Ratio of Work in Progress, Un-recoverable Debts as a Ratio of Total Debt, Un-recoverable Debts as a Ratio of Debts Within Agreed Terms, Total Sales Costs as a % of Sales, Total Distribution & Handling Costs as a % of Sales, Total Advertising Costs as a % of Sales, Total After-Sales Costs as a % of Sales, Total Customer Compensation Costs as a % of Sales, Total Variable Marketing Costs as a % of Sales, Total Fixed Marketing Costs as a % of Sales, Total Fixed Marketing Costs as a Ratio of Total Variable Marketing Co, Variable Sales Personnel Costs as a Ratio of Marketing Costs, Variable Distribution & Handling Costs as a Ratio of Marketing Costs, Variable Advertising Costs as a Ratio of Marketing Costs, Variable After-Sales Costs as a Ratio of Marketing Costs, Sales Personnel Variable Costs as a Ratio of Sales, Sales Personnel Variable Costs as a Ratio of Debtors, Sales Personnel Variable Costs as a Ratio of Un-Recoverable Debtors, Exports as a % of Sales, \$ Hourly Pay Rate, \$ Hourly Wage Rate, Capital Employed.

General Contents

Boilers, Boiler Fittings, Heat Exchangers, Controls & Services Market Sectors World

This report provides users with commercial intelligence on markets and industries in over 200 countries. The report analyses the world markets with a basic point of reference, namely a base country. The Client can select the base reference country when ordering the database.

These reports are formatted to give both a narrative description of the various matters covered as well as provide readers with the ability to directly use the Chapters (via Microsoft Word or compatible word processors) to produce their own reports and documentation. Experienced users will be able to use the spreadsheet and databases to generate highly detailed narrative reports, charts and graphics - as well as sophisticated business and commercial forecasts and models. The databases are provided in both Excel spreadsheets and an Access database. Explanatory notes are provided as Word documents or in PDF formats.

As an entry level product the narrative is necessarily illustrative in its terminology and seeks to provide a basic degree of business logic and theory which indicates the rational applied in the forecasting and modelling methodology.

The databases are specifically designed to provide users with a uniform and consistent numeric measure of both (normally) quantifiable values as well as conceptual factors which are (usually) only capable of qualification. Experienced users will know how to apply forecasting and modelling software to the numeric data provided to generate highly detailed and discrete business planning models. The databases provided in this report can be used directly with databases on other product, markets and industries in other countries. The databases are specifically designed to be transnational, currency neutral, inflation and purchasing parity adjusted, product parity and product equivalent adjusted, opportunity cost adjusted, and numerically compatible; they all can be linked or merged programmatically in business planning models to provide multi-national and multi-level analysis.

The report databases are designed to give a common definition, unit of measure and quantification of markets in over 200 countries. These reports rely on data collection at various levels of the product flow; this effectively means, the producer, the distribution channels and the end user or consumers. This data is then correlated with any national and international statistical data produced by official agencies. Unfortunately, product flow data gathering in some countries is difficult, and furthermore the official statistical data is both inaccurate and sparse. In such circumstances, in some countries, we have to flag a Data Caveat as a warning.

Choice of Base Reference Country

As report databases are generated specifically for each client order, the client can select which Base Country the database uses. The choice of a Base Country is important as it puts the database into the client's own perspective. This is important, for example, in respect of Purchasing Parity data or the results of End User Survey data where the world data is presented from the relative position of the Base Country. Where a client does not specify a Base Reference country, the database is generated with the Base Reference country being the same country as the client.

Market Research Contents

Please also see the Notes to the contents: [Notes](#)

Within each heading there are links with detailed descriptions and explanation of the contents; these can be opened when the link is clicked.

Chapters	Pages	Volumes	Diagrams, Maps & Illustrations	Spreadsheets & Database tables
59	2164	Online & DVD	c. 550	c. 9000

The Boilers, Boiler Fittings, Heat Exchangers, Controls & Services Market Sectors World Report + Database provides data on the net market for the Products and Services covered in each of 205 countries. The Products and Services covered (Boilers, Boiler Fittings, Heat Exchangers, Controls & Services Market Sectors) are classified by the 5-Digit United States Commerce Department Major Product Codes and each Product and Services is then further defined and analysed by each 6 to 10-Digit United States Commerce Department Product Codes. 1157 Products/Markets are covered, 2164 pages, 9981 spreadsheets, 9626 database tables, 590 illustrations. Updated monthly. 12 month After-Sales Service.

Databases & Structures

Root Folder



Boilers, Boiler Fittings, Heat Exchangers, Controls & Services Market Sectors Report Database

This folder contains a number of general files, plus the various main Chapter Files.

Summary Documents

The Report contains 2 Summary documents for the Market Research which can be opened in a Browser or as a Word document and paginated.

If required these files can then be saved as PDF files:-

1. [MR_Executive_Summary_Brief.html](#) of about 70 pages.
2. [MR_Executive_Summary.html](#) of about 950 pages.































Market Research

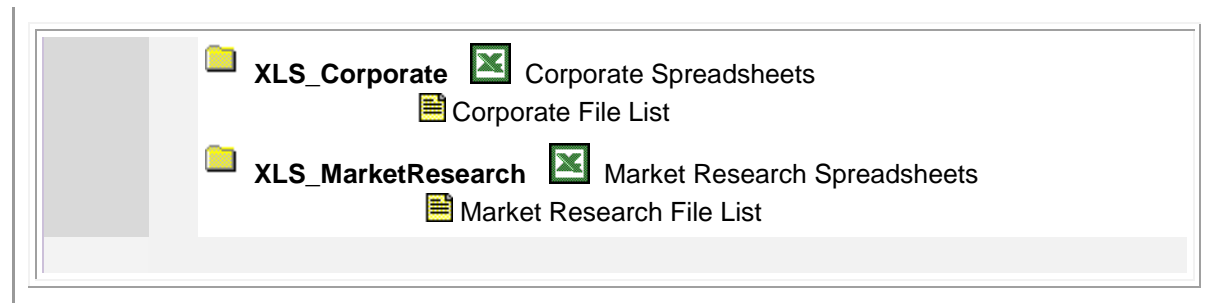
This folder contains the main Market Research files.



Corporate Research

Where the database is specified as having Corporate Intelligence, this folder contains the main Corporate Research files.

-  **Research Data**
This folder contains the Market Research files which are specific to the edition of the report.
-  **BUSINESS PLANNING**
This folder contains the Business Plan Documents & Boilerplates
Also see the Business Plan Images folder in Toolkit 1
-  **BASE_FOLDERS** Significant folders include:-
 -  **CHAPTERS in HTM** HTM files listing the Chapter contents
 -  **Cities** HTM files listing Cities & Towns in the database
 -  **HELP** Help documents **Also see the HELP folder in Toolkit 1**
 -  **MAPS**
 -  **MDB** Access databases
 -  MarketResearch.mdb
 MarketResearch.mdb Table List
 -  World.mdb
 World.mdb Table List
 -  World_Product_Sectors.mdb
 World_Product_Sectors.mdb Table List
 -  Corporate.mdb
 Corporate.mdb Table List
 -  Base.mdb General & Database Reference tables in 'Base_mdb_Database.zip' file [Size 75.8MB]
 -  Data.exe Supplemental Database extraction [Optional. 547 databases for Modelling Level products. Size 2.56GB]
 -  Auxiliary_Data.exe Auxiliary Database extraction [Optional. 44 databases for Modelling Level products. Size 298MB]
 -  Data_Help.exe Help file extraction [Optional. 10,400 help files for Modelling Level products. Size 34MB]
 -  **NAICS**  Classifications
 -  **REFERENCE** Reference documents:   &  links to external databases **Also see the REFERENCE folder in Toolkit 1**
 -  **XLS**  Business Planning & Database Reference Spreadsheets



Documents & Manuals

There are additional resources to be found in Toolkit 1 which can be used to assist the interpretation and manipulation of the database. These are:-

1. Data Manuals on the Report Contents
2. Documents & Templates on the Report Contents
3. Help files on the Report Contents
4. Manuals & Templates on the Report Contents

NAICS / SIC coded reports and databases

This database is a Market database which is designed to be compatible with U.S. government databases.

For NAICS / SIC coded reports and databases, the report structures, datasets, field names, et al, are an analogue of U.S. Department of Commerce databases, and the U.S. Census databases, are designed to provide an analogue of U.S. Census data, but in a worldwide context. The products are described under their NAICS or SIC coding. This coding system classifies products within Product Codes.

For a full explanation of the NAICS coding system see: <http://www.census.gov/eos/www/naics/>

These product / revenue lines codes are of course determined by the U.S. Government agencies.

However if users want additional data then this can be extracted from the various databases and surveys as part of the After-Sales Service.

For a detailed Table of Contents for each chapter, database or spreadsheet: **click** on the **Blue headings shown below. This will open a page in your browser which fully specifies the contents of that heading.**

Spreadsheets

Financial 

Industry 

Market 

Competitive 

Critical Parameters 

Decision Makers 

Market Segmentation 

Marketing Costs 

Performance 

Product Launch 

Chapters

- 1 OVERSEAS DEVELOPMENT
- 2 ADMINISTRATION
- 3 ADVERTISING
- 4 BUYERS – COMMERCIAL OPERATIONS
- 5 BUYERS – COMPETITORS
- 6 BUYERS – MAJOR CITY
- 7 BUYERS – PRODUCTS
- 8 BUYERS – TRADE CELL
- 9 COMPETITIVE INDUSTRY ANALYSIS
- 10 COMPETITOR ANALYSIS
- 11 COUNTRY FOCUS
- 12 DISTRIBUTION
- 13 FINANCIAL - BUSINESS DECISION SCENARIOS
- 14 FINANCIAL - CAPITAL COSTS FINANCIAL SCENARIOS
- 15 FINANCIAL - CASHFLOW OPTION SCENARIOS

16	FINANCIAL - COST STRUCTURE SCENARIOS
17	FINANCIAL - HISTORIC INDUSTRY BALANCE SHEET
18	FINANCIAL - HISTORIC MARKETING COSTS & MARGINS
19	FINANCIAL - INVESTMENT + COST REDUCTION SCENARIOS
20	FINANCIAL - MARKET CLIMATE SCENARIOS
21	FINANCIAL – MARKETING COSTS
22	FINANCIAL - MARKETING EXPENDITURE SCENARIOS
23	FINANCIAL – MARKETING MARGINS
24	FINANCIAL - STRATEGIC OPTIONS SCENARIOS
25	FINANCIAL - SURVIVAL SCENARIOS
26	FINANCIAL - TACTICAL OPTIONS SCENARIOS
27	GEOGRAPHIC DATA
28	INDUSTRY - NORMS
29	MAJOR CITY MARKET ANALYSIS
30	MARKET CAPITAL ACCESS SCENARIOS
31	MARKET CASHFLOW SCENARIOS
32	MARKET ECONOMIC CLIMATE SCENARIOS
33	MARKET INVESTMENT + COSTS SCENARIOS
34	MARKET MARKETING EXPENDITURE SCENARIOS
35	MARKET RISK SCENARIOS
36	MARKET STRATEGIC OPTION SCENARIOS
37	MARKET SURVIVAL OPTION SCENARIOS
38	MARKET TACTICAL OPTION SCENARIOS
39	MARKETING EXPENDITURE -v- MARKET SHARE
40	MARKETING STRATEGY DEVELOPMENT
41	MARKETS
42	OPERATIONAL ANALYSIS
43	PERSONNEL MANAGEMENT

44 PHYSICAL DISTRIBUTION + CUSTOMER HANDLING

45 PRICING

46 PROCESS + ORDER HANDLING

47 PRODUCT ANALYSIS

48 PRODUCT DEVELOPMENT

49 PRODUCT MARKETING FACTORS

50 PRODUCT MIX

51 PRODUCT SUMMARY

52 PROFIT RISK SCENARIOS

53 PROMOTIONAL MIX

54 SALESFORCE DECISIONS

55 SALES PROMOTION

56 SURVEYS

57 TARGETS - PRODUCT + MARKET

58 TECHNOLOGY

59 TRADE CELL ANALYSIS

Boilers, Boiler Fittings, Heat Exchangers, Controls & Services Market Sectors

Countries	Market	Market Forecast	Financial Forecast	Financial Margins	Historic Financial	Historic Costs	Industry Norms
Albania	Market	Forecast	Forecast	Forecast	Historic	Historic	Norms
Algeria	Market	Forecast	Forecast	Forecast	Historic	Historic	Norms
Angola	Market	Forecast	Forecast	Forecast	Historic	Historic	Norms
Argentina	Market	Forecast	Forecast	Forecast	Historic	Historic	Norms
Armenia	Market	Forecast	Forecast	Forecast	Historic	Historic	Norms
Aruba	Market	Forecast	Forecast	Forecast	Historic	Historic	Norms
Australia	Market	Forecast	Forecast	Forecast	Historic	Historic	Norms
Austria	Market	Forecast	Forecast	Forecast	Historic	Historic	Norms
Azerbaijan	Market	Forecast	Forecast	Forecast	Historic	Historic	Norms
Bahamas	Market	Forecast	Forecast	Forecast	Historic	Historic	Norms
Bahrain	Market	Forecast	Forecast	Forecast	Historic	Historic	Norms
Bangladesh	Market	Forecast	Forecast	Forecast	Historic	Historic	Norms
Barbados	Market	Forecast	Forecast	Forecast	Historic	Historic	Norms
Belarus	Market	Forecast	Forecast	Forecast	Historic	Historic	Norms
Belgium	Market	Forecast	Forecast	Forecast	Historic	Historic	Norms
Belize	Market	Forecast	Forecast	Forecast	Historic	Historic	Norms
Bermuda	Market	Forecast	Forecast	Forecast	Historic	Historic	Norms
Bhutan	Market	Forecast	Forecast	Forecast	Historic	Historic	Norms
Bolivia	Market	Forecast	Forecast	Forecast	Historic	Historic	Norms
Bosnia & Herzegovina	Market	Forecast	Forecast	Forecast	Historic	Historic	Norms
Botswana	Market	Forecast	Forecast	Forecast	Historic	Historic	Norms
Brazil	Market	Forecast	Forecast	Forecast	Historic	Historic	Norms
Brunei	Market	Forecast	Forecast	Forecast	Historic	Historic	Norms
Bulgaria	Market	Forecast	Forecast	Forecast	Historic	Historic	Norms
Cambodia	Market	Forecast	Forecast	Forecast	Historic	Historic	Norms
Cameroon	Market	Forecast	Forecast	Forecast	Historic	Historic	Norms
Canada	Market	Forecast	Forecast	Forecast	Historic	Historic	Norms
Chad	Market	Forecast	Forecast	Forecast	Historic	Historic	Norms
Chile	Market	Forecast	Forecast	Forecast	Historic	Historic	Norms
China	Market	Forecast	Forecast	Forecast	Historic	Historic	Norms
Colombia	Market	Forecast	Forecast	Forecast	Historic	Historic	Norms
Costa Rica	Market	Forecast	Forecast	Forecast	Historic	Historic	Norms
Cote d'Ivoire	Market	Forecast	Forecast	Forecast	Historic	Historic	Norms
Croatia	Market	Forecast	Forecast	Forecast	Historic	Historic	Norms
Cuba	Market	Forecast	Forecast	Forecast	Historic	Historic	Norms
Cyprus	Market	Forecast	Forecast	Forecast	Historic	Historic	Norms
Czech Republic	Market	Forecast	Forecast	Forecast	Historic	Historic	Norms
Denmark	Market	Forecast	Forecast	Forecast	Historic	Historic	Norms
Dominica	Market	Forecast	Forecast	Forecast	Historic	Historic	Norms
Dominican Republic	Market	Forecast	Forecast	Forecast	Historic	Historic	Norms
Ecuador	Market	Forecast	Forecast	Forecast	Historic	Historic	Norms
Egypt	Market	Forecast	Forecast	Forecast	Historic	Historic	Norms
El Salvador	Market	Forecast	Forecast	Forecast	Historic	Historic	Norms
Estonia	Market	Forecast	Forecast	Forecast	Historic	Historic	Norms
Ethiopia	Market	Forecast	Forecast	Forecast	Historic	Historic	Norms
Finland	Market	Forecast	Forecast	Forecast	Historic	Historic	Norms
France	Market	Forecast	Forecast	Forecast	Historic	Historic	Norms
French Guiana	Market	Forecast	Forecast	Forecast	Historic	Historic	Norms
Gabon	Market	Forecast	Forecast	Forecast	Historic	Historic	Norms
Gambia	Market	Forecast	Forecast	Forecast	Historic	Historic	Norms
Georgia	Market	Forecast	Forecast	Forecast	Historic	Historic	Norms
Germany	Market	Forecast	Forecast	Forecast	Historic	Historic	Norms
Ghana	Market	Forecast	Forecast	Forecast	Historic	Historic	Norms
Greece	Market	Forecast	Forecast	Forecast	Historic	Historic	Norms
Guadeloupe	Market	Forecast	Forecast	Forecast	Historic	Historic	Norms
Guatemala	Market	Forecast	Forecast	Forecast	Historic	Historic	Norms

Boilers, Boiler Fittings, Heat Exchangers, Controls & Services Market Sectors

Guinea	Market	Forecast	Forecast	Forecast	Historic	Historic	Norms
Guinea-Bissau	Market	Forecast	Forecast	Forecast	Historic	Historic	Norms
Guyana	Market	Forecast	Forecast	Forecast	Historic	Historic	Norms
Haiti	Market	Forecast	Forecast	Forecast	Historic	Historic	Norms
Honduras	Market	Forecast	Forecast	Forecast	Historic	Historic	Norms
Hong Kong	Market	Forecast	Forecast	Forecast	Historic	Historic	Norms
Hungary	Market	Forecast	Forecast	Forecast	Historic	Historic	Norms
Iceland	Market	Forecast	Forecast	Forecast	Historic	Historic	Norms
India	Market	Forecast	Forecast	Forecast	Historic	Historic	Norms
Indonesia	Market	Forecast	Forecast	Forecast	Historic	Historic	Norms
Iran	Market	Forecast	Forecast	Forecast	Historic	Historic	Norms
Iraq	Market	Forecast	Forecast	Forecast	Historic	Historic	Norms
Ireland	Market	Forecast	Forecast	Forecast	Historic	Historic	Norms
Israel	Market	Forecast	Forecast	Forecast	Historic	Historic	Norms
Italy	Market	Forecast	Forecast	Forecast	Historic	Historic	Norms
Jamaica	Market	Forecast	Forecast	Forecast	Historic	Historic	Norms
Japan	Market	Forecast	Forecast	Forecast	Historic	Historic	Norms
Jordan	Market	Forecast	Forecast	Forecast	Historic	Historic	Norms
Kazakhstan	Market	Forecast	Forecast	Forecast	Historic	Historic	Norms
Kenya	Market	Forecast	Forecast	Forecast	Historic	Historic	Norms
Kuwait	Market	Forecast	Forecast	Forecast	Historic	Historic	Norms
Kyrgyzstan	Market	Forecast	Forecast	Forecast	Historic	Historic	Norms
Laos	Market	Forecast	Forecast	Forecast	Historic	Historic	Norms
Latvia	Market	Forecast	Forecast	Forecast	Historic	Historic	Norms
Lebanon	Market	Forecast	Forecast	Forecast	Historic	Historic	Norms
Lesotho	Market	Forecast	Forecast	Forecast	Historic	Historic	Norms
Liberia	Market	Forecast	Forecast	Forecast	Historic	Historic	Norms
Libya	Market	Forecast	Forecast	Forecast	Historic	Historic	Norms
Liechtenstein	Market	Forecast	Forecast	Forecast	Historic	Historic	Norms
Lithuania	Market	Forecast	Forecast	Forecast	Historic	Historic	Norms
Luxembourg	Market	Forecast	Forecast	Forecast	Historic	Historic	Norms
Macedonia	Market	Forecast	Forecast	Forecast	Historic	Historic	Norms
Madagascar	Market	Forecast	Forecast	Forecast	Historic	Historic	Norms
Malawi	Market	Forecast	Forecast	Forecast	Historic	Historic	Norms
Malaysia	Market	Forecast	Forecast	Forecast	Historic	Historic	Norms
Malta	Market	Forecast	Forecast	Forecast	Historic	Historic	Norms
Martinique	Market	Forecast	Forecast	Forecast	Historic	Historic	Norms
Mauritius	Market	Forecast	Forecast	Forecast	Historic	Historic	Norms
Mexico	Market	Forecast	Forecast	Forecast	Historic	Historic	Norms
Moldova	Market	Forecast	Forecast	Forecast	Historic	Historic	Norms
Monaco	Market	Forecast	Forecast	Forecast	Historic	Historic	Norms
Mongolia	Market	Forecast	Forecast	Forecast	Historic	Historic	Norms
Morocco	Market	Forecast	Forecast	Forecast	Historic	Historic	Norms
Mozambique	Market	Forecast	Forecast	Forecast	Historic	Historic	Norms
Namibia	Market	Forecast	Forecast	Forecast	Historic	Historic	Norms
Nepal	Market	Forecast	Forecast	Forecast	Historic	Historic	Norms
Netherlands	Market	Forecast	Forecast	Forecast	Historic	Historic	Norms
Netherlands Antilles	Market	Forecast	Forecast	Forecast	Historic	Historic	Norms
New Caledonia	Market	Forecast	Forecast	Forecast	Historic	Historic	Norms
New Zealand	Market	Forecast	Forecast	Forecast	Historic	Historic	Norms
Nicaragua	Market	Forecast	Forecast	Forecast	Historic	Historic	Norms
Nigeria	Market	Forecast	Forecast	Forecast	Historic	Historic	Norms
Norway	Market	Forecast	Forecast	Forecast	Historic	Historic	Norms
Oman	Market	Forecast	Forecast	Forecast	Historic	Historic	Norms
Pakistan	Market	Forecast	Forecast	Forecast	Historic	Historic	Norms
Panama	Market	Forecast	Forecast	Forecast	Historic	Historic	Norms
Papua New Guinea	Market	Forecast	Forecast	Forecast	Historic	Historic	Norms
Paraguay	Market	Forecast	Forecast	Forecast	Historic	Historic	Norms
Peru	Market	Forecast	Forecast	Forecast	Historic	Historic	Norms
Philippines	Market	Forecast	Forecast	Forecast	Historic	Historic	Norms

Boilers, Boiler Fittings, Heat Exchangers, Controls & Services Market Sectors

Poland	Market	Forecast	Forecast	Forecast	Historic	Historic	Norms
Portugal	Market	Forecast	Forecast	Forecast	Historic	Historic	Norms
Puerto Rico	Market	Forecast	Forecast	Forecast	Historic	Historic	Norms
Qatar	Market	Forecast	Forecast	Forecast	Historic	Historic	Norms
Reunion	Market	Forecast	Forecast	Forecast	Historic	Historic	Norms
Romania	Market	Forecast	Forecast	Forecast	Historic	Historic	Norms
Russia	Market	Forecast	Forecast	Forecast	Historic	Historic	Norms
Saudi Arabia	Market	Forecast	Forecast	Forecast	Historic	Historic	Norms
Senegal	Market	Forecast	Forecast	Forecast	Historic	Historic	Norms
Serbia & Montenegro	Market	Forecast	Forecast	Forecast	Historic	Historic	Norms
Sierra Leone	Market	Forecast	Forecast	Forecast	Historic	Historic	Norms
Singapore	Market	Forecast	Forecast	Forecast	Historic	Historic	Norms
Slovakia	Market	Forecast	Forecast	Forecast	Historic	Historic	Norms
Slovenia	Market	Forecast	Forecast	Forecast	Historic	Historic	Norms
South Africa	Market	Forecast	Forecast	Forecast	Historic	Historic	Norms
South Korea	Market	Forecast	Forecast	Forecast	Historic	Historic	Norms
Spain	Market	Forecast	Forecast	Forecast	Historic	Historic	Norms
Sri Lanka	Market	Forecast	Forecast	Forecast	Historic	Historic	Norms
Suriname	Market	Forecast	Forecast	Forecast	Historic	Historic	Norms
Swaziland	Market	Forecast	Forecast	Forecast	Historic	Historic	Norms
Sweden	Market	Forecast	Forecast	Forecast	Historic	Historic	Norms
Switzerland	Market	Forecast	Forecast	Forecast	Historic	Historic	Norms
Syria	Market	Forecast	Forecast	Forecast	Historic	Historic	Norms
Taiwan	Market	Forecast	Forecast	Forecast	Historic	Historic	Norms
Tajikistan	Market	Forecast	Forecast	Forecast	Historic	Historic	Norms
Tanzania	Market	Forecast	Forecast	Forecast	Historic	Historic	Norms
Thailand	Market	Forecast	Forecast	Forecast	Historic	Historic	Norms
Trinidad & Tobago	Market	Forecast	Forecast	Forecast	Historic	Historic	Norms
Tunisia	Market	Forecast	Forecast	Forecast	Historic	Historic	Norms
Turkey	Market	Forecast	Forecast	Forecast	Historic	Historic	Norms
Turkmenistan	Market	Forecast	Forecast	Forecast	Historic	Historic	Norms
Uganda	Market	Forecast	Forecast	Forecast	Historic	Historic	Norms
Ukraine	Market	Forecast	Forecast	Forecast	Historic	Historic	Norms
United Arab Emirates	Market	Forecast	Forecast	Forecast	Historic	Historic	Norms
United Kingdom	Market	Forecast	Forecast	Forecast	Historic	Historic	Norms
United States	Market	Forecast	Forecast	Forecast	Historic	Historic	Norms
Uruguay	Market	Forecast	Forecast	Forecast	Historic	Historic	Norms
Uzbekistan	Market	Forecast	Forecast	Forecast	Historic	Historic	Norms
Venezuela	Market	Forecast	Forecast	Forecast	Historic	Historic	Norms
Vietnam	Market	Forecast	Forecast	Forecast	Historic	Historic	Norms
Virgin Islands	Market	Forecast	Forecast	Forecast	Historic	Historic	Norms
Zambia	Market	Forecast	Forecast	Forecast	Historic	Historic	Norms
Zimbabwe	Market	Forecast	Forecast	Forecast	Historic	Historic	Norms

The Data Caveat

The report databases are designed to give a common definition, unit of measure and quantification of markets in over 200 countries. These reports rely on data collection at various levels of the product flow; this effectively means, the producer, the distribution channels and the end user or consumers. This data is then correlated with any national and international statistical data produced by official agencies. Unfortunately, product flow data gathering in some countries is difficult, and furthermore the official statistical data is both inaccurate and sparse. In such circumstances, in some countries, we have to flag a Data Caveat as a warning. What this means is that in some countries the data is not sufficiently verifiable for statistical purposes and in those cases the data may not be presented.

Methodology

For a general description of the methodology used to prepare this database see: [Methodology](#)

For more information on DataGroup methodology please ask for a copy of the DataGroup Methodology Manual.

Deliverables

The report will be provided as follows:

1. Executive Brief (90 pages) & Executive Summary (900 pages).
2. Online downloadable Zipped Database & Report.
3. Back-up DVD with Report and Report Database.
4. 12 months [After-Sales Service](#).
5. 1-2 hour Teleconference / Teamviewer presentation of the report findings if required. See After-Sales Service
6. Dedicated web site access for the report & databases if required. See After-Sales Service.

Toolkits

To assist users there are various Toolkits available on request:

Toolkit 1 & Toolkit 2

The Files, Data, Documents, Software, Tools, Utilities and other items provided on these DVDs are supplied for the sole use of the recipient. These items are the property of the publishers concerned and they may not be released or distributed without the express permission of the publisher of each item.



DVD 1

1. Data Manuals
2. Document Templates
3. Help files
4. Manuals Templates
5. Microsoft Utilities
6. OpenOffice
7. Business Plan Images
8. Reference files
9. US Census Data Tools

Because all DataGroup and Data Institute database are directly compatible with U.S. Government databases (especially the Department of Commerce, US census, NIST, Treasury, et al) it is sometimes useful for users to use US Government data handling tools to manage not only US Government data, but also the data provided by DataGroup and Data Institute. Alternatively, if you are already using this US Government software you can simply access the DataGroup and Data Institute databases with the same software. In generate DataGroup and Data Institute databases use the same database parameters, structures and field names as those found in US Government databases, and thus uses can correlate and query databases without undue difficulty.

10. Utilities & Tools

DVD 2

11. Database Utilities
12. Enterprise Resource Planning
13. Integrated Development Environment

If you intend to implement DataGroup and Data Institute databases online (internet or intranet) then an Integrated Development Environment is often the easiest route to data dissemination and data manipulation.



Toolkit 3 DVD 3

There are about 40 Statistical packages provided in this Toolkit. These are Open-Source packages which are generally free to use.

There are about 40 Statistical packages provided in this Toolkit.

These are Open-Source packages which are generally free to use.

The following packages are available:-

acslX, ADaMSoft, ADMB, AMPL, Analyse-it, Analytica, Angoss, APMonitor, ASReml, Automlab, Baudline, Bayesian Filtering Library, BMDP, BV4.1, CalEst, Ch, Chronux, COMSOL Script, CSPro, DADiSP, DAP, Data Applied, Dataplot, Demetra+, EJS, ELKI, Epi Info, Euler Mathematical Toolbox, EViews, FAME, FEniCS Project, Fityk, FlexPro, GAUSS, Genedata Analyst, GenStat, GeoDA, GLIM, GNU Data Language, GraphPad InStat, GraphPad Prism, gretl, Hermes, IBM SPSS Modeler, IBM SPSS Statistics, IDAMS/WinIDAMS, IDL, IGOR Pro, IMSL Numerical Libraries, Izenda, JAGS, JHepWork, JMP, JMulTi, Julia, KPP, LabPlot, LISREL, Macsyma, Madagascar, MadArtSoft, Madeline, Maple, Mathcad, Mathemagix, Mathematica, MATLAB, MCSim, MedCalc, Minitab, MINUIT, MLwiN, Mondrian, NCAR Command Language, NCSS, NMath Stats, numberGo Publisher, NumXL, Octave, O-Matrix, OpenBUGS, OpenEpi, OpenMx, OptimJ, Orange, Origin, OriginPro, PARI/GP, Partek, PAW, Perl Data Language, Ploticus, Primer-E Primer, PSPP, PV-WAVE, Q research software, QtiPlot, Quantum, R, R Commander, R Rattle GUI, RapidMiner, RATS, Revolution Analytics, ROOT, Sage, SALOME, Salstat, SAS, scikit-learn, Scilab, SciPy, SHAZAM, Shogun, SigmaStat, SigmaXL, Simfit, Simul, SOCR, SOFA Statistics, SPC XL, Speakeasy, S-PLUS, SPSS, Stata, Statgraphics, STATISTICA, Statistical Lab, Stat-JR, Stats Helper, StatXact, SUDAAN, Systat, The Unscrambler, Trilinos, Unistat, VisSim, Waffles, Weka, WinBUGS, Winpepi, X-12-ARIMA, XLfit, Xlisp-stat, XploRe, Yorick.

Toolkit 4 & Toolkit 5

These are optional Toolkits which are supplied on request.

Microsoft Server 2003 utilities and resources. These are for clients implementing databases on Microsoft Server 2003 systems.

Microsoft Server 2008 utilities and resources for clients implementing databases on Microsoft Server 2008 systems. Microsoft Server 2012 migration utilities are also provided in this Toolkit.



DVD 4 Microsoft Server 2003 utilities and resources. These are for clients implementing databases on Microsoft Server 2003 systems.

DVD 5 Microsoft Server 2008 utilities and resources for clients implementing databases on Microsoft Server 2008 systems. Microsoft Server 2012 migration utilities are also provided in this Toolkit.

Proprietary Software package compatibility

If you use proprietary corporate planning software then it is easy to use these databases as they are compatible with the following packages:-

Some Compatible Software products (See the Database Support site for a full list)

Project Management Software: 24SevenOffice, Assembla, AtTask, Basecamp, Central Desktop, Cerebro, Clarizen, codeBeamer, Collabtive, Concerto, Contactizer, CredAbility.info, dotProject, Easy Projects .NET, eGroupWare, FastTrack Schedule, Feng Office Community Edition, FogBugz, GanttProject, Gemini, Genius Inside, Glasscubes, Huddle, Hyperoffice, InLoox, JIRA, Journyx, Kayako, KForge, KPlato, Launchpad, LiquidPlanner, LisaProject, MacProject, MantisBT, MatchWare MindView 3 Business, Merlin, MicroPlanner X-Pert, Microsoft Office Project Server, Microsoft Project, Mingle, O3spaces, OmniPlan, Open Workbench, OpenProj, Oracle Project Portfolio Management, Planisware 5, Planner Suite, Pmplus+, Primavera Project Planner, Project KickStart, Project.net, Project-Open, Projectplace, ProjectSpaces, Projektron BCS, PSNext, QdPM, QuickBase, Redmine, Rachota, SAP RPM, Smartsheet, TaskJuggler, Teamcenter, Teamwork, Tenrox, Trac, TrackerSuite.Net, Ubidesk, VPMi, WorkLenz, WorkPLAN Enterprise, workspace.com, WebSPOC, Wrike, Zoho Projects

ERP Packages: Adempiere, BlueErp, Compiere, Dolibarr, Fedena, GNU Enterprise, JFire, Kuali Foundation, LedgerSMB, OFBiz, Openbravo, OpenERP, Opentaps, Postbooks, SQL-Ledger, Tryton, WebERP, 1C:Enterprise, 24SevenOffice Start / Premium / Professional, abas ERP, Accpac, Agresso Business World, AMS Advantage, BatchMaster ERP, Bowen & Groves, CGram Enterprise, Clear Enterprise, Comarch Altum, Compass ERP, Compiere, Comprehensive Patient Administrator, COA Solutions Ltd - Smart Business Suite, Consona Corporation – Intuitive / Made2manage / AXIS / Cimnet / Encompix / DTR, Epicor Enterprise, Global Shop Solutions One-System ERP Solutions, HansaWorld, ERP Adage (Adage), ERP LN (Baan), ERP LX (BPCS), ERP SL (SyteLine), ERP Swan (Swan), ERP SX.Enterprise (SX.Enterprise), ERP VE (Visual Enterprise), ERP XA (MAPICS), IFS Applications, JD Edwards EnterpriseOne & JD Edwards World, JustFoodERP.com, kVASy4, Kingdee, Lawson M3 / Movex, Lawson S3, Log-net, Maximo (MRO), Microsoft Dynamics AX, Microsoft Dynamics GP, Microsoft Dynamics NAV, Microsoft Dynamics SL, Momentum, MyWorkPLAN, NetSuite, Openda QX, OpenMFG, Oracle e-Business Suite, Paradigm, PeopleSoft, Plex Online, QAD Enterprise Applications, Ramco Enterprise Series 4.x, Ramco e.Applications, Ramco On Demand ERP, MAS 90, MAS 200, MAS 500, Technology One, SAGE ACCPPAC, SAGE Pro ERP, SAGE ERP X3, SAP Business Suite, SAP Business ByDesign, SAP Business One, SAP Business All-in-One, TaskHub, SYSPRO, SYS-APPS, mySAP, Visibility.net, WorkPLAN Enterprise

Enterprise Feedback Management Systems: SynGro, Perseus (Vovici), Clicktools, DatStat, Inquisite, SPSS, FIRM (Confirmit), NetReflector, Allegiance, Enetrix, Satmetrix, RightNow Technologies, Mindshare Technologies, Data Illusion, KeySurvey (WorldAPP), Kinetic Data, CustomerSat (MarketTools), Medallia, Interview SA, Survenomics, Invoke Solutions, Qualtrics, Fizzback, Grimmersoft, QuestManager, QuestBack, Globalpark, DataCycles, Dub Studios, eLustro, Kinesis Survey Technologies, Knowledge Wave, myK (myKnowledge), mySurveyLab.com, QuickSearch, Ransys, ResponseTek Networks Corp., TalkFreely, XTCO, Zarca

Resource Web

Sometimes clients also want the data loaded onto a password protected dedicated website for the use of their staff and/or any other persons they may authorise.

The main benefit of these Resource Webs is that the data is available to all the client's staff and professional advisors wherever they may be, and also when data is updated or new data is added then there is a common and know point of access for that data. Resource Webs are maintained for the use of the client for a period of 12 months from the data of the last data addition or update to that site.

These dedicated web sites are provided as part of the After-Sales Service.

<http://www.datagroup.org/about-resource-webs.html>

For a more detailed view of a typical Resource Web:

<http://www.eni-italy.info> produced for ENI, the Italian Oil group

This Boilers, Boiler Fittings, Heat Exchangers, Controls & Services Market Sectors Report & Database is an Entry Level product

As an entry level product the narrative is necessarily illustrative in its terminology and seeks to provide a basic degree of business logic and theory which indicates the rational applied in the forecasting and modelling methodology. First time users should read the Database Introduction as well as the Notes and Definitions links found in each Chapter. There are subtle statistical nuances to some of the spreadsheets and databases which will help the user to fine-tune their models and forecasts to obtain maximum effect and greater accuracy. The database flow chart and database description should be consulted when applying statistical and modelling software.

Data Product levels

Because of the sheer volume of data potentially available from DataGroup it has been necessary to create a number of product levels which can provide clients with as little or as much data as one needs. Clients can upgrade their Product level if required.

Entry level

Entry level products provide the most basic degree of information supplied by DataGroup. This product can be used to build upon for various business forecasting and planning application. Typically for a World this level will produce a database and spreadsheet count of over 9,000 record sets. Each record, if converted into graphs, will itself produce between 1 to 300 graphs.

Corporate Modelling level

The Corporate level modelling products provide the tools and information for medium and long term corporate forecasting and planning. These products are bespoke and are specific to the client company in question. Typically this level will produce a count of over 24,000 record sets.

Econometric Modelling level

The Econometric level modelling products provide the tools and information for industry level, national, and international medium and long term forecasting and planning. These products are bespoke and are specific to the industry and/or geographic reach of the client company in question. Typically this level will produce a database and spreadsheet count of over 39,000 record sets.

Presentation level

The Presentation level products provide the information sought by a client company in a graphical or audio-visual format which is bespoke for the particular needs and applications of the client.

Real Time Support

The After-Sales Service can offer client Real-Time Support. This usually involves using a software utility called TeamViewer (an installation program can be found in the Toolkit on your DVD or Hard Disk Drive) which allows the After-Sales Service support staff to directly link to the client's computer and work with the users in real time.

Research & Survey Methodology Analysis

Some client may wish to understand the statistical and methodological basis of the specific research conducted and this can be provided as part of the After-Sales Service.

Statistical Appraisal of Datasets (via the After-Sales Service)

- **Sampling**
 - External Validity
 - Sampling Terminology
 - Statistical Terms in Sampling
 - Probability Sampling
 - Nonprobability Sampling
- **Measurement**
 - Construct Validity
 - Measurement of Validity Types
 - Construct Validity
 - Convergent & Discriminant Validity
 - Threats to Construct Validity
 - Nomological Networks
 - Multi-trait / Multi-method Matrix
 - Pattern Matching Construct Validity
 - Reliability
 - True Score
 - Measurement Error
 - Reliability
 - Type of Reliability Analysis
 - Validity
 - Levels of Measurement
 - Survey Research
 - Survey Type
 - Selecting the Survey Method
 - Construction of the Survey
 - Questions
 - Question Content
 - Response Format
 - Question Wording
 - Question Placement
 - Interviews
 - Appraisal of Survey Method
 - Scaling
 - General Issues in Scaling
 - Thurstone Scaling
 - Likert Scaling
 - Guttman Scaling
 - Qualitative Measures
 - Qualitative Discussion
 - Qualitative Data
 - Qualitative Approach
 - Qualitative Method
 - Qualitative Validity
 - Unobtrusive Measures
- **Design**
 - Internal Validity
 - Establishing Cause & Effect
 - Single Group Threats
 - Regression to the Mean
 - Multiple Group Threats
 - Social Interaction Threats
 - Design Development
 - Design Type
 - Experimental Designs
 - Two-Group Experimental Design
 - Probabilistic Equivalence
 - Random Selection & Assignment
 - Classifying Experimental Designs
 - Factorial Design
 - Factorial Design Variations
 - Randomized Block Design
 - Covariance Design
 - Hybrid Experimental Design
 - Quasi-Experimental Designs
 - Non-equivalent Groups Design
 - Regression-Discontinuity Design
 - Other Quasi-Experimental Design
 - Relationships of Pre-Post Designs
 - Formulation of the Designs
 - Modification & Experimentation
- **Analysis**
 - Conclusion Validity
 - Threats to Validity
 - Validity Improvements
 - Statistical Control
 - Data Preparation
 - Descriptive Statistics
 - Correlation
 - Inferential Statistics
 - T-Test
 - Indicator Variables
 - General Linear Model
 - Post-test-Only Analysis
 - Factorial Design Analysis
 - Randomized Block Analysis
 - Analysis of Covariance
 - Non-equivalent Group Analysis
 - Regression-Discontinuity Analysis
 - Regression Displacement Analysis

The data for this particular datasets is correlated with base data norms, over several time series, to calculate the statistical parameters for the specific datasets. Client can order this analysis at any time during the 12 months After-Sales Service period.

Costs

Report & Database Cost

Boilers, Boiler Fittings, Heat Exchangers, Controls & Services Market Sectors World Report: Cost: \$ 2850

Boilers, Boiler Fittings, Heat Exchangers, Controls & Services Market Sectors Regional Report: Cost: \$ 1850

Boilers, Boiler Fittings, Heat Exchangers, Controls & Services Market Sectors Country Report: Cost: \$ 1250

Boilers, Boiler Fittings, Heat Exchangers, Controls & Services Market Sectors Town + Country Report: Cost: \$ 2850

Delivery

Account Holders: 59 minutes. Retail Clients: Online delivery in 8 hours; plus a back-up DVD shipped in 1 working day if required.

Payment

If you wish to order this report, please send us an order quoting your account number, or request an Invoice.

Appendix 1 : Regional Report country coverage

Canada & USA

[Canada](#)
[United States](#)

Central America

[Antigua and Barbuda](#)*
[Aruba](#)
[Bahamas](#)
[Barbados](#)
[Belize](#)
[Bermuda](#)*
[Cayman Islands](#)*
[Costa Rica](#)
[Cuba](#)
[Dominica](#)
[Dominican Republic](#)
[El Salvador](#)
[Grenada](#)*
[Guadeloupe](#)
[Guatemala](#)
[Haiti](#)
[Honduras](#)
[Jamaica](#)
[Martinique](#)
[Mexico](#)
[Netherlands Antilles](#)
[Nicaragua](#)
[Panama](#)
[Puerto Rico](#)
[Saint Kitts and Nevis](#)*
[Saint Lucia](#)*
[Saint Vincent
Grenadines](#)*
[Trinidad and Tobago](#)
[US Virgin Islands](#)*

South America

[Argentina](#)
[Bolivia](#)
[Brazil](#)
[Chile](#)
[Colombia](#)
[Ecuador](#)
[French Guiana](#)
[Guyana](#)
[Paraguay](#)
[Peru](#)
[Suriname](#)
[Uruguay](#)
[Venezuela](#)

Europe

[Albania](#)
[Andorra](#)*
[Armenia](#)
[Austria](#)
[Belarus](#)
[Belgium](#)
[Bosnia + Herzegovina](#)
[Bulgaria](#)
[Croatia](#)
[Cyprus](#)
[Czech Republic](#)
[Denmark](#)
[Finland](#)
[France](#)
[Eire](#)
[Estonia](#)
[Georgia](#)
[Germany](#)
[Greece](#)
[Greenland](#)*
[Hungary](#)
[Iceland](#)
[Italy](#)
[Latvia](#)
[Liechtenstein](#)*
[Lithuania](#)
[Luxembourg](#)
[Macedonia](#)
[Malta](#)*
[Moldova](#)
[Montenegro](#)
[Netherlands](#)
[Norway](#)
[Poland](#)
[Portugal](#)
[Romania](#)
[Serbia](#)*
[Slovakia](#)
[Slovenia](#)
[Spain](#)
[Sweden](#)
[Switzerland](#)
[United Kingdom](#)
[Ukraine](#)

Eurasia

[Kazakhstan](#)
[Kyrgyzstan](#)
[Russia](#)
[Uzbekistan](#)

Middle East

[Afghanistan](#)*
[Azerbaijan](#)
[Bahrain](#)
[Iran](#)
[Iraq](#)
[Israel](#)
[Jordan](#)
[Kuwait](#)
[Lebanon](#)
[Oman](#)
[Pakistan](#)
[Qatar](#)
[Saudi Arabia](#)
[Syria](#)
[Tajikistan](#)
[Turkey](#)
[Turkmenistan](#)
[United Arab Emirates](#)
[Yemen](#)*

Asia

[Bangladesh](#)
[Brunei](#)*
[Burma](#)*
[Cambodia](#)
[China](#)
[India](#)
[Indonesia](#)
[Japan](#)
[Laos](#)
[Malaysia](#)
[Mongolia](#)*
[Nepal](#)*
[North Korea](#)*
[Philippines](#)
[Singapore](#)
[South Korea](#)
[Sri Lanka](#)
[Taiwan](#)
[Thailand](#)
[Vietnam](#)

Oceania

[Australia](#)
[Fiji Islands](#)*
[French Polynesia](#)*
[Kiribati](#)*
[Micronesia](#)*
[New Caledonia](#)*
[New Zealand](#)
[Papua New Guinea](#)

Africa

[Algeria](#)
[Angola](#)
[Benin](#)*
[Botswana](#)
[Burkina Faso](#)*
[Burundi](#)*
[Cameroon](#)
[Cape Verde](#)*
[Cen African Rep](#)*
[Chad](#)*
[Cote d'Ivoire](#)
[Democratic
Republic Congo](#)*
[Djibouti](#)*
[Egypt](#)
[Equatorial Guinea](#)*
[Eritrea](#)
[Ethiopia](#)
[Gabon](#)
[Gambia](#)
[Ghana](#)
[Guinea](#)
[Guinea-Bissau](#)
[Kenya](#)
[Lesotho](#)
[Liberia](#)
[Libya](#)
[Madagascar](#)
[Malawi](#)
[Mali](#)*
[Mauritania](#)*
[Morocco](#)
[Mozambique](#)
[Namibia](#)
[Niger](#)*
[Nigeria](#)
[Republic Congo](#)*
[Rwanda](#)*
[S Tome Principe](#)*
[Senegal](#)
[Seychelles](#)*
[Sierra Leone](#)
[Somalia](#)*
[South Africa](#)
[Sudan](#)*
[Swaziland](#)
[Tanzania](#)
[Tunisia](#)
[Uganda](#)
[Zambia](#)
[Zimbabwe](#)

The countries marked * indicate a data caveat due to local survey conditions.

Appendix 2 : About the After-Sales Service

The DataGroup / Data Institute After-Sales Service are an independent unit which provides support to DataGroup / Data Institute users. The After-Sales Service is a stand-alone unit which is not connected to any particular Distributor, Reseller or Retailer.

The support is provided on a contractual basis to Account Holders; and on an Ad Hoc basis to retail and non-account users.

Database specificity

The After-Sales Service can only provide support for the specific database(s) licenced to the user. We cannot generally provide data from unrelated databases, unless there is a specific agreement for this.

Costs

The current cost is \$95 per hour; this includes all researchers / computer / database access costs. This costing is based on work which is scheduled at off-peak times.

Delivery

We normally seek to fulfil orders in 7-10 days. For more urgent After-Sales Service work the costs depend on the client's time frame and the availability of our researchers.

Telephone Support

Account Holders receive telephone support via their Account Manager. We are unable to offer telephone support to Ad Hoc or retail clients unless there is a specific agreement for this.

Online Support

Account Holders receive online support via their Account Manager. We are able to offer online support to Ad Hoc or retail clients by specific agreement for this. The client will need to install the TeamViewer software on their own computer to allow online assistance.

Quotations

Client will usually be provided with a formal proposal and quotation for After-Sales Service work. This will underline the work which is to be provided and the cost of that work.

How to order After-Sales Services

The After-Sales Service is most effective if users plan their orders sequentially, i.e. extract the basic data which will then lead to more complex data or correlations. This also helps to reduce costs as the use of automated data processing and standard data formats are always less expensive to produce than Ad Hoc work.

What this means is that it is frequently less expensive to obtain a World or Regional report or database rather than separate country data.

Modular research

Once the After-Sales Service understands the general data requirements they will send the Client a Modular Proposal as a Word document. The Client can then select the Parts required, and amend or modify the information objectives.

To insert information objectives Clients do so in **Red**

Once the After-Sales Service have a final specification, we will then produce a static PDF document which will form the basis of the contract.

The best method to organise the ordering of data is as follows:-

1 Additional Market Research Data

2 Distribution Channels & End Users

3 Survey Data

4 Corporate Data

5 Additional Requirements

Once a client has specified exactly what data is needed, and that specification is available, then the After-Sales Service will produce a written quotation of cost and delivery time.

1. Market Research

Markets & Products

Clients can order data for additional Product and Market Sectors. This will always include data, by year Historic: from 2007, and a Forecast by year to 2028 & 2045. Data can be provided for up to 200 countries.

Part 1.1

The client can specify Product & Market breakdowns as needed:

Part 1.2

The client can specify Product & Market breakdowns as needed:

Part 1.3

The client can specify Product & Market breakdowns as needed:

Part 1.4

The client can specify Product & Market breakdowns as needed:

2. Distribution Channels & End Users Data

Distribution Channels & End Users

Distribution Channels

This section can investigate the Product Distribution Channels in the selected Markets. The data is based on a series of existing DataGroup databases:-

The client can specify information as needed

End Users

This section can investigate the End Users of the Products in the selected markets. The data is based on a series of existing DataGroup databases:-

The client can specify information as needed

3. Survey Data

Supplementary Survey Data for the selected Products & Markets

Each survey (Suppliers, Distribution Channels, Decision Makers, and End Users) contains 5 sub-sets for Products, Supplier Operations, Buyer & End Users, Trading Area, & Competitors in the selected Markets.

Products	The client can specify information as needed
Operations	The client can specify information as needed
Buyer & Decision Maker Profiles	The client can specify information as needed
Trading Area	The client can specify information as needed
Competitors	The client can specify information as needed

These surveys cover the Markets, Products, Competitors, Operations and Product Flows in terms of the Suppliers, Distributors, Decision Makers, and End Users.

Industry & Supplier Performance

One can investigate the product Industry in the selected Markets. Industry Performance Survey results. **The client can specify information as needed.**

Distribution Channels

One can investigate the product Distribution Channels in the selected Markets. Distribution Survey results. **The client can specify information as needed.**

Decision Makers

One can investigate the product Buyers and Purchasing Decision Makers in the selected Markets. Purchasing Decision Makers Survey results. **The client can specify information as needed.**

End Users

One can investigate the End Users in the selected Markets. End User & Buyer Survey results. **The client can specify information as needed.**

4. Corporate Data

Corporate data is available; however this data has to be verified by a telephone survey to ensure that the data is up-to-date. In addition some data will need to be updated, collated and analysed for each target company.

This part is provided as a  PDF file or a  Word file, as specified by the client.

Data Objectives for each Target Company

The data objectives have to be set by the client and where possible these will be achieved by the research. For example:-

1. Financials: historical sales, forecasted sales, gross profit margin.
2. A list of products produced by the Target Company or sourced from other suppliers.
3. Type of distribution channel, e.g. direct sales to End Users, OEM sales, via specifiers, via importers or distributor, partnering with third party providers, et cetera.
4. Partners by type (e.g. specifiers, product distributor, customer service partner) per country
5. Pricing by product sector defined by the client.
6. Discount structures
7. Capacity by product/market defined
8. Availability of products (% of product in stock versus product to be ordered)
9. Sales by the type of Support for all categories specified by the client.
10. The average Modernization and Upgrades period by Product Sector defined by the client.
11. Customer Perceptions
12. The size (in terms of number) of management team per country, number of field sales persons per country, number of customer service staff per country.
13. Countries covered by the competitors, production sites (city), customer service sites (city), headcount, documentation.
14. Technology and innovation: innovative technology or application developments.
15. Et cetera...

List of Target Companies

The Client may either select the target themselves, or can specify the Top 10 or Top 15 in the World / Europe / individual Country / et cetera.

The client can specify which Target Companies are to be covered.

Base data objectives for the Target Company

Key Personnel:

1. Chairman
2. Chief Executive
3. Directors:
4. Executives:

Corporate Summary:

5. Company Description
6. Company History
7. Legal Entity & Ownership
8. Company Facilities
9. Company Key Assets
10. Mainline product / service
11. Product / services provided
12. Parent Company
13. Bankers
14. Year established
15. Current employees
16. Issued capital
17. Shareholders
18. Last published turnover
19. Subsidiaries
20. Associated companies
21. Companies represented
22. Agencies
23. Physical processing locations
24. Capital investment
25. Advertising expenditure
26. Advertising media
27. Advertising posture
28. Sales promotion activity
29. Method of selling
30. Distribution
31. Distribution network
32. Use of distribution channels

Corporate Observations:

33. Premises
34. Product Brands
35. Product Sales Channels
36. Products Carried & Services Offered
37. Consumer Features & Benefits
38. Current Market Analysis
39. Competition
40. Competitive Advantage
41. Target Markets
42. Target Customers
43. Current Strategy & Implementation
44. Current Management
45. Current Financial Plan
46. Investment Fund Sources & Use of Funds
47. Future Target Customers
48. Future Process Trends
49. Future Market Analysis
50. Projected Market Size
51. Planned Products & Services
52. Development Plans

Swot Analysis:

- 53. Strengths
- 54. Weaknesses
- 55. Opportunities
- 56. Threats

Future Strategy Planning & Implementation:

- 57. Philosophy
- 58. Product Development
- 59. Internet Strategy
- 60. Marketing Strategy
- 61. Sales Strategy
- 62. Strategic Alliances
- 63. Operations

Goals:

- 64. Renovating premises, stocking, staff hiring and marketing.
- 65. Market Penetration
- 66. Penetrate and raise awareness in the targeted markets.
- 67. Achieving a higher profit margin.
- 68. Building the customer base.
- 69. Generate repeat and referral sales.
- 70. Expansion potential.
- 71. Reputation as a quality Supplier.

Exit Strategies

Management:

- 72. Organisational Structure
- 73. Leadership
- 74. Staff Members

Financial Plans:

- 75. Finance Requirements
- 76. Use of Funds
- 77. Cash Flow
- 78. Balance Sheet Topics
- 79. Financial Assumptions

Specific Additional corporate data required on Target Companies

The client can specify any particular corporate data which is needed.

These above items are a qualitative analysis of the Target Company. This data is derived from the Surveys of Industry sources, Distribution Channels and Buyers of the products supplied by the target company. This data is not quantified, but is presented as the qualified and subjective opinions of those responding to the surveys.

Financial Data for the Target Company

The financial data is provided in sections:-

1. the most salient Management figures and margins, and
2. a full Balance Sheet and Management Accounts simulation.

Management Accounts

Management figures for the Target Company:  as an Excel file:

- | | |
|--|---|
| 1. Product Revenue | 21. Total Fixed Assets |
| 2. Product Profitability as a % of Sales | 22. Finished Product Stocks |
| 3. Total Process Space | 23. Work in Progress as Stocks |
| 4. Average Site Process Space | 24. Materials as Stocks |
| 5. Average Site Revenues | 25. Total Stocks / Inventory |
| 6. Average Site Establishment Cost | 26. Debtors |
| 7. Fixed Assets: Premises | 27. Miscellaneous Current Assets |
| 8. Fixed Assets: Equipment | 28. Total Current Assets |
| 9. Fixed Assets: Miscellaneous Items | 29. Total Assets |
| 10. Fixed Assets | 30. Creditors |
| 11. Capital Expenditure on Premises | 31. Short Term Loans |
| 12. Capital Expenditure on Plant | 32. Miscellaneous Current Liabilities |
| 13. Capital Expenditure on Equipment | 33. Total Current Liabilities |
| 14. Cap. Expend. on Data Processing | 34. Net Assets / Capital Employed |
| 15. Capital Expenditure on Misc. Items | 35. Long Term Loans |
| 16. Total Capital Expenditure | 36. Miscellaneous Long Term Liabilities |
| 17. Retirements: Premises | 37. Shareholders' Funds |
| 18. Retirements: Plant & Equipment | 38. Process Workers |
| 19. Retirements: Miscellaneous Items | 39. Total Employees |
| 20. Total Retirements | |

Specific Additional Financial data required on Target Companies

The client can specify any particular Financial data which is needed.

Balance Sheet and Management Ratios

Balance Sheet and Management Accounts for the Target Company:  as an Excel file:

<ol style="list-style-type: none"> 1. Return on Capital 2. Return on Assets 3. Return on Shareholders' Funds 4. Pre-tax Profit Margins 5. Operating Profit Margin 6. Trading Profit Margin 7. Return on Investment 8. Assets Utilisation (Sales to Total Assets) 9. Sales as a ratio of Fixed Assets 10. Stock Turnover (Sales as a ratio of Stocks) 11. Credit Period 12. Creditors' Ratio (given as Creditors divided by Sales times 365 days) 13. Default Debtors / Ratio of Total Debtors 14. Un-Recoverable Debts Ratio of Total Debts 15. Working Capital / Sales 16. Materials & Energy Costs as a % of Sales 17. Added Value 18. Investment as a Ratio of Added Value 19. Value of Plant & Equipment % of Sales 20. Vertical Integration (Value Added % Sales) 21. Research & Development Investment % Sales 22. Capital Expenditure Investment % of Sales 23. Marketing Costs as a % of Sales 24. Current Ratio (Current Assets/Liabilities) 25. Quick Ratio 26. Borrowing Ratio Total Debt ratio of Net Worth) 27. Equity Ratio (Shareholders Funds ratio Total Liabilities) 28. Income Gearing 29. Total Debt as a ratio of Working Capital 30. Debt Gearing Ratio (Long Term Loans ratio of Net Worth) 	<ol style="list-style-type: none"> 31. Average Remuneration (all employees) 32. Profit per Employee 33. Sales per Employee 34. Remunerations / Sales 35. Fixed Assets per Employee 36. Capital Employed per Employee 37. Total Assets per Employee 38. Value of Average Investment per Employee 39. Value Added per Employee 40. Materials Costs as a % of Sales 41. Wage Costs as a % of Sales 42. Payroll and Wages as a Ratio to Materials 43. Variable Costs as a % of Sales 44. Fixed Costs as a % of Sales 45. Fixed Costs as a Ratio of Variable Costs 46. Distribution Costs as a % of Sales 47. Warehousing Costs as a % of Sales 48. Physical Costs as a % of Sales 49. Fixed as a Ratio of Variable Distribution Costs 50. Fixed as a Ratio of Variable Warehousing Costs 51. Fixed as a Ratio of Variable Physical Costs 52. Fixed Ratio of Variable Total Distribution Costs 53. Product Returns Costs % of Sales 54. Product Installation Costs as a % of Sales 55. Product Breakdown Costs as a % of Sales 56. Product Systems Costs as a % of Sales 57. Product Service & Associated Costs % of Sales 58. Customer & Associated Costs % Sales 59. Stock Work in Progress & Materials as a Ratio of Finished Products 60. Stock Materials as a Ratio of Work in Progress
<ol style="list-style-type: none"> 61. Un-recoverable Debts Ratio of Total Debt 62. Un-recoverable Debts Ratio Within Terms 63. Total Sales Costs as a % of Sales 64. Total Distribution Costs as a % of Sales 65. Total Advertising Costs as a % of Sales 66. Total After-Sales Costs as a % of Sales 67. Total Customer Compensation Costs 68. Total Variable Marketing Costs % of Sales 69. Total Fixed Marketing Costs % of Sales 70. Total Fixed Marketing Costs : Ratio of Total Variable Marketing Costs 71. Variable Sales Personnel Costs: Marketing 72. Variable Distribution Ratio Marketing Costs 73. Variable Advertising Costs : Marketing 74. Variable After-Sales Costs as a Ratio of Marketing Costs 75. Sales Personnel Variable Costs : Sales 76. Sales Personnel Variable Costs : Debtors 77. Sales Personnel Variable Costs 78. Exports as a % of Sales 79. \$ Hourly Pay Rate 80. \$ Hourly Wage Rate 81. Capital Employed 82. Return on Capital 83. Return on Assets 84. Return on Shareholders' Funds 	<ol style="list-style-type: none"> 91. Stock Turnover (Sales as a ratio of Stocks) 92. Credit Period 93. Creditors' Ratio 94. Default Debtors Ratio of Total Debtors 95. Un-Recoverable Debts Ratio of Total Debts 96. Working Capital / Sales 97. Materials & Energy Costs as a % of Sales 98. Added Value 99. Investment as a Ratio of Added Value 100. Value of Plant & Equipment as a % of Sales 101. Vertical Integration Ratio 102. Research & Development Investment as a % of Sales 103. Capital Expenditure Investment % Sales 104. Marketing Costs as a % of Sales 105. Current Ratio 106. Quick Ratio 107. Borrowing Ratio 108. Equity Ratio 109. Income Gearing 110. Total Debt as a ratio of Working Capital 111. Debt Gearing Ratio 112. Average Remuneration (all employees) 113. Profit per Employee 114. Sales per Employee 115. Remunerations / Sales

85. Pre-tax Profit Margins	116. Fixed Assets per Employee
86. Operating Profit Margin	117. Capital Employed per Employee
87. Trading Profit Margin	118. Total Assets per Employee
88. Return on Investment	119. Value of Average Investment / Employee
89. Assets Utilisation (Sales : Total Assets)	120. Value Added per Employee
90. Sales as a ratio of Fixed Assets	

NB: These above tables use standard Accounting terms, as used by accountants and financial managers. The Balance Sheet formats are used by accountants when they produce management accounts for companies and when they audit company financial results. The Balance Sheets are not the same as the Cashflow projections. Balance sheets are done on an Annual basis and Cashflow projections are done on a Monthly basis. These documents are usually produced as interactive/dynamic Excel sheets, thus if one set of data is changed (for example Payroll Costs) then this automatically changes the other data in the Balance Sheet or Cashflow projection.

Background to the Derived Financial calculations

There is a radical difference between the published financial data of companies and the Derived Financial calculations shown in these reports.

Whereas a company's published financial data may rely on the auditor's opinion that it is a fair representation of that company's financial situation, it may not reflect the actual financial circumstances of that company.

This is especially critical when evaluating Net Assets or Shareholders Funds. Essentially the Shareholders Funds are what assets would be realisable if the company was liquidated. These are the Liquidated Net Assets of the enterprise.

The software used to produce these calculations search for the realisable assets of the company. Those realisable assets tend to be found as Stock and Inventory (at the current product level valuation), and other Tangible Assets like the actual or current market value of owned Property.

Intangible Assets like intellectual property rights, or goodwill, are only valuable where market conditions are buoyant and optimistic, and allow for the on-going exploitation of such assets.

Certain items, like leased property holdings, are assets during buoyant market conditions in market specific locations; however in depressed market conditions or depressed market locations, these items are a liability because the company are tied to unprofitable locations and are constrained by the terms of the property leases, and other costs.

In many jurisdictions there will be liabilities due to national and local taxes and duties, outstanding social security contributions, and redundancy liabilities. Where a company is trading in difficult market conditions these items should be considered as liabilities chargeable against Shareholder Funds.

The Derived Financial calculations pay particular attention to the off balance sheet activities of the company, and the legal context to those activities. In addition assets which have been mortgaged or pledged or against which there is a charge cannot be regarded as assets; and a calculation must be made in relation to the actual market value of the assets set off against the amount of the charge. In many instances this produces a negative figure, and this is listed as a net liability and deducted from the Net Assets figure.

5. Additional Data

The client can specify information as needed.

This section can be used to specify non-Market or non-Corporate data and research, for example:-

- Product Data
- Distribution Data
- Processes
- Technologies
- Macro-Economic Issues
- Political Issues
- National Legislation and Regulations
- Product Certification and Conformity Issues
- Demographic Data
- Physical & Geographical data (for example, Highways, Elevations, et al)
- Business Resources

- Et cetera...

Database Products supported by the After-Sales Service

The After-Sales Service support most DataGroup / Data Institute products and databases, including those shown below.

Database Compatibility

The increased use of Database Management Systems, Business Planning and Control Systems, Enterprise Resource Planning, Management Information Systems, and other tools amongst management professionals has produced a critical need for the harmonisation of data across various software applications and systems platforms. The After-Sales Service ensures that its output, where required, will be fully compatible with DataGroup / Data Institute products and databases.

For this reason all the databases and reports provided use harmonised database and data sets; thereby users can obtain any database from any of the publishers, for any of their brands, with the assurance that these databases are fully compatible and can be used in conjunction with one another and the various platforms, operating systems and software.



The DataGroup Stiftung has, since 2007, undertaken the harmonisation and convergence of the database specifications and definitions of the various database providers. This is to allow users a uniform and standardised reference to use with their planning and forecasting; and to allow cross-database functionality.

The data sets, modules and standards shown are now fully harmonised and standardised to allow data and software interflow and cross-platform usage of the databases. Users may obtain older data dictionaries and standards, and/or data sets and data dictionaries for their own national standards. The standard product and market definitions have been harmonised and are provided (in the standard database products supplied), often as the NAICS classifications. Users wishing to remain with the previous SIC classifications may obtain these databases under that classification system. Users requiring other (U.N., European, Japanese, et cetera) classification definitions and norms may obtain those as necessary. Accounting standards are also harmonised according to the U.S. regulatory norms; however other norms are available. Data dictionary and data definition bridges and converters are available to allow users to update or standardise their databases. The DataGroup Stiftung has undertaken to maintain support for the older data dictionary standards and definitions until 2018; however users are urged to update at their earliest convenience.

Database Flowchart + Configuration

The flowchart provides the minimum configuration for the databases provided by the DataGroup / Data Institute publishers and brands. All the data, time and record sets of these databases are fully compatible.

http://www.datagroup.org/BASE_FOLDERS/CHAPTER_HTM/Ch_dg_dataflow.htm

The output provided by the After-Sales Service will respect the standard data configuration to ensure compatibility.

About DataGroup

DataGroup was formed in 1974 by a group of management consultants and information technology specialists whom had previous worked with, amongst other organisations, the U.S. Department of Commerce, Bank of America, Chase Econometrics, The Marketing Strategies Institute, the OECD in Paris, and MITI in Tokyo. DataGroup was established in order to develop a systemised, computerised, and uniform methodology to facilitate real world forecasting models for macro-economic, micro-economic, market, product, and industry purposes.

For full details of DataGroup's history please see: [About DataGroup](#)

DataGroup Clients

DataGroup do not publish a list of current client list due to client confidentiality; however a partial list of client in the period 1975 to 2000 is shown here: [DataGroup Client 1975-2000](#)



Published by The DataGroup Stiftung, Vaduz, Liechtenstein. Copyright © by DataGroup Stiftung. All rights reserved. No part of the contents of this document may be reproduced for third party distribution or transmitted to third parties in any form or by any means without the written permission of the publisher. DataGroup publications are available worldwide only through authorized distributors.

All trademarks are recognized and are used as only an identifier and as Fair Comment as allowed in United States copyright law and the decisions of the European Court. Microsoft, Word, Excel, Access, Windows, and associated logos and identifiers are trademarks of Microsoft Corporation. The copyright and trademarks of the U.S. Government Printing Office, Bureau of the Census, U.S. Department of Commerce, U.S. Office of Management and Budget, U.S. General Accounting Office, National Technical Information Service and other U.S. Government Departments and Agencies are recognized. The copyright and trademarks of all publishers and producers of ancillary documentation and software are recognized.